

Indiana Department of Correction

Division of Research & Planning



Offender Population Statistical Report - June 2008 -

J. David Donahue, Commissioner

**Indiana Department of Correction
Indiana Government Center South, Room E334
302 W. Washington Street
Indianapolis, IN 46204**

**Prepared by:
Aaron Garner, Research Analyst
(317) 234-4417
agarner@idoc.in.gov**

This report and previous reports may be found at:

<http://www.in.gov/idoc/2376.htm>



Indiana Department of Correction
Executive Summary
June 2008

Tables 11 and 13

- This report marks the end of Fiscal Year 2008. Tables 11 and 13 have been created to report the total number of admissions per committing county, for Fiscal Year 2008. Table 11 details the number of admissions for Adult offenders and table 13 details the number of Juvenile admissions.

Tables 1 and 2

- Arizona offenders housed at the New Castle Correctional Facility have been transported from Indiana back to Arizona. With the exception of 19 offenders still held in IDOC with pending Indiana charges stemming from their role in the April 2007 New Castle disturbance, all Arizona offenders have vacated Indiana.

Indiana Department of Correction Population Summary

- There were 25,034 adult male offenders (including 1,786 county jail “back-ups” and 154 in contracted beds) on June 30, 2008. This population is 3% above the operational bed capacity.

- There were 2,378 adult female offenders (including 135 county jail “back-ups” and 68 in contracted beds) on June 30, 2008. This population is 2% above the operational bed capacity.

- There were 794 juvenile male offenders in the Department’s facilities on June 30, 2008. This population is 18% below the operational bed capacity.

- There were 136 juvenile female offenders in the Department’s facilities on June 30, 2008. This population is 32% below the operational bed capacity.

- There were 9,786 adult males on parole in Indiana (9,042 Indiana parolees and 744 other jurisdiction parolees) on June 30, 2008.

- There were 1,352 adult females on parole in Indiana (1,251 Indiana parolees and 101 other jurisdiction parolees) on June 30, 2008.

- There were 259 juvenile males on parole in Indiana (243 Indiana parolees and 16 other jurisdiction parolees) on June 30, 2008.

- There were 49 juvenile females on parole in Indiana (47 Indiana parolees and 2 other jurisdiction parolees) on June 30, 2008.

Definitions

For the purpose of this report, the following definitions apply:

Admission – The means by which an offender enters the custody or jurisdiction of the Indiana Department of Correction. For this report, with the exception of the return of an escapee, this does not include a return from a temporary absence.

Average Daily Population – The sum of the daily beginning counts for a month, divided by that month's number of daily beginning counts.

Beginning Count – The number of offenders physically present at the beginning of the day (ie, 0000:01 hours).

Class A Felony – An offense whereby a person convicted of this felony shall be imprisoned for a fixed term of thirty years, with not more than twenty years added for aggravating circumstances, or not more than ten years subtracted for mitigating circumstances.

Class B Felony – An offense whereby a person convicted of this felony shall be imprisoned for a fixed term of ten years, with not more than ten years added for aggravating circumstances, or not more than four years subtracted for mitigating circumstances.

Class C Felony – An offense whereby a person convicted of this felony shall be imprisoned for a fixed term of four years, with not more than four years added for aggravating circumstances, or not more than two years subtracted for mitigating circumstances.

Class D Felony – An offense whereby a person convicted of this felony shall be imprisoned for a fixed term of one and one-half years, with not more than one and one-half years added for aggravating circumstances, or not more than one year subtracted for mitigating circumstances.

County Jail "Back-ups" (Jail Bed Count) – Those offenders who have been committed to the Indiana Department of Correction, but are housed in a county jail until they can be transferred to a Department of Correction intake facility. The county receives \$35.00 per day, per offender, to house these offenders.

Ending Count – The number of offenders physically present at the end of the day (ie, 2400:00 hours).

Felon – A person convicted in any jurisdiction who might have been imprisoned for more than one year.

Level 1 Security Classification – Minimum security level. Facilities which are designated as Level 1 have the least restrictive security measures in place.

Level 2 Security Classification – Medium security level. Facilities which are designated as Level 2 have a moderate degree of security measures in place.

Level 3 Security Classification – Maximum security level. Facilities which are designated as Level 3 have very restrictive security measures in place.

Misdemeanant – A person convicted in any jurisdiction who might have been imprisoned for not more than one year.

Murder - An offense whereby a person convicted of this felony shall be imprisoned for a fixed term of fifty-five years, with not more than ten years added for aggravating circumstances, or not more than ten years subtracted for mitigating circumstances.

Operational Capacity – The total bed capacity of the facility. The capacity of a facility is the number of beds authorized for safe and efficient operation of the facility.

Pre-Dispositional – An individual ordered by the Court to the Indiana Department of Correction for evaluation prior to sentencing.

Release – The means by which an offender leaves the custody or jurisdiction of the Indiana Department of Correction. For this report, with the exception of an escape, this does not include a temporary absence.

Safekeeper – An individual whom the Court has determined to be in imminent danger of serious bodily injury or death, or who represents a substantial threat to the safety of others, and whom the Court has ordered to the Indiana Department of Correction for custody and security control.

Secure Confinement Units – Denotes maximum control with the most restrictive security measures in place.

Vacancy – The number of beds available for assignment.

Indiana Department of Correction

Human Resource Report

Total Active Staff*

July 01, 2008

ADULT FACILITIES

Facility	Total Staff*	Custody Staff	Non-Custody	Vacancies	Hires - Rehires	Retired - Terminated	Intra-Agency		Contract/Vendor	
							In	Out	Aramark	Health
Branchville Correctional Facility	310	192	118	8	2	3	1		11	34
Chain O'Lakes Correctional Facility	33	22	11	1		1			4	2
Correctional Industrial Facility	398	296	102	16	10	2			13	21
Edinburgh Correctional Facility	68	49	19	3	1	2		1	5	2
Henryville Correctional Facility	43	33	10	1					4	2
Indiana State Prison/Lakeside	617	439	178	31	1	4	2	1	28	60
Indiana Women's Prison	161	106	55	20		1			5	20
Indianapolis Men's Comm. Re-Entry	29	22	7	3					4	3
Indianapolis Women's Comm. Re-Entry	21	17	4	5					5	1
Madison Correctional Facility	82	54	28	5	1	3	3	2	5	3
Miami Correctional Facility	581	392	189	29		4		1	30	54
New Castle Correctional Facility****	409	289	120	26					18	59
Pendleton Correctional Facility	517	354	163	37	17	11	1	1	17	34
Plainfield Correctional Facility	427	296	131	28		9		1	23	44
Plainfield Re-Entry Educational Fac.	118	49	69	11		1		1	8	9
Putnamville Correctional Facility	568	399	169	13		7			20	33
Reception-Diagnostic Center	235	179	56	19	1	2	1		9	20
Rockville Correctional Facility	294	183	111	11		4			12	62
South Bend Comm. Re-Entry Center	23	14	9	3					4	2
Wabash Valley Correctional Facility	685	515	170	20	10	12			30	56
Westville Correctional Facility	844	590	254	65		14		2	45	64
Total	6,463	4,490	1,973	355	43	80	8	10	300	585

JUVENILE FACILITIES

Facility	Total Staff*	Custody Staff	Non-Custody	Vacancies	Hires - Rehires	Retired - Terminated	Intra-Agency		Contract/Vendor	
							In	Out	Aramark	Health
Camp Summit	47	33	14	1	1		2		4	1
Indianapolis Juvenile Correctional	198	112	86	28		7		1	6	17
North Central/Logansport Intake	190	115	75	4	2	1			14	16
Northeast Juvenile Correctional	69	38	31	1		1			5	7
Pendleton Juvenile Correctional	311	206	105	11	18	9			11	15
South Bend Juvenile Correctional	86	53	33	3	2	2		1	4	12
Total	901	557	344	48	23	20	2	2	44	68

Central Office**	Total	462	168	294	43	7	3	2		
------------------	--------------	------------	------------	------------	-----------	----------	----------	----------	--	--

STATE EMPLOYEE TOTAL	7,417	4,926	2,491	420	73	103	12	12		
CONTRACT EMPLOYEE TOTAL	1,406	289	1,117	26		0			344	653
GRAND TOTAL	8,823	5,215	3,608	446	73	103	12	12	344	653

* Total Active Staff does not include those on disability, suspension, or leave with pay.

** Includes Technology Services Division, PEN Products, Staff Development and Training, and the Parole Division.

**** New Castle Correctional Facility is a privately contracted institution that does not employ State Employees.

Note: Total staff, custody staff, non-custody staff, and vacancy data are as of the end of the month.

Hires and re-hires, retirements and terminations, intra-agency transfer in and transfer out are the total number of actions for the month.



Offender Statistics



Indiana Department of Correction

Table 1

Offender Population & Vacancy Numbers, by Facility Security Level June 30, 2008

LEVEL 1

Adult Male

	June Ending Count	General Population Vacancies	Other *
Chain O'Lakes Correctional Facility	143	4	3
Edinburgh Correctional Facility	262	7	51
Henryville Correctional Facility	196	4	0
Indiana State Prison Minimum Unit	369	16	0
Indianapolis Men's Community Re-Entry Facility	135	9	0
Miami Correctional Facility	184	20	0
New Castle Level One (Contracted Beds)	171	4	0
Pendleton Correctional Facility	216	4	0
Plainfield Re-Entry Educational	485	32	0
South Bend Community Re-Entry Facility	112	5	1
Wabash Valley Correctional Facility	138	10	50
Westville Correctional Facility	<u>241</u>	<u>19</u>	<u>0</u>
Total	2,652	134	105

Adult Female

Indianapolis Women's Community Re-Entry Facility	79	2	1
Madison Correctional Facility	<u>454</u>	<u>43</u>	<u>3</u>
Total	533	45	4

LEVEL 2

Adult Male

Branchville Correctional Facility	1,310	28	3
Correctional Industrial Facility	1,396	6	10
Miami Correctional Facility	2,954	17	13
New Castle Correctional Facility (Contracted Beds)	1,792	1	23
New Castle Correctional Facility (Arizona Offenders)	0	0	0
Plainfield Correctional Facility	1,490	2	28
Putnamville Correctional Facility	2,424	8	4
Westville Correctional Facility	<u>2,660</u>	<u>168</u>	<u>47</u>
Total	14,026	230	128

Adult Female

Rockville Correctional Facility	1,201	19	5
---------------------------------	-------	----	---

Table 1 (Cont.)

LEVEL 3			
Adult Male			
	June Ending Count	General Population Vacancies	Other * Vacancies
Indiana State Prison	1,868	52	125
New Castle Psychiatric Unit (Contracted Beds)	94	0	34
Pendleton Correctional Facility	1,664	8	43
Reception-Diagnostic Center	654	31	10
Wabash Valley Correctional Facility	<u>1,685</u>	<u>11</u>	<u>31</u>
Total	5,965	102	243
Adult Female			
Indiana Women's Prison	441	4	7
SECURE CONFINEMENT UNITS			
Adult Male			
Wabash Valley Correctional Facility	268	0	20
Westville Control Unit	<u>183</u>	<u>0</u>	<u>37</u>
Total	451	0	57
JAIL BED COUNT			
Adult Male	1,786	N/A	N/A
Adult Female	<u>135</u>	N/A	N/A
Total	1,921		
CONTRACTED BEDS			
Adult Male			
Marion Co. Re-Entry	49	21	0
Vigo Co. Work Release Center	21	19	0
Volunteers of America - Evansville	10	1	0
Volunteers of America - Marion County	<u>74</u>	<u>6</u>	<u>0</u>
Total	154	47	0
Adult Female			
Vigo Co. Work Release Center	5	0	0
Volunteers of America - Evansville	9	0	0
Volunteers of America - Marion County	<u>54</u>	<u>0</u>	<u>0</u>
Total	68	0	0

Table 1 (Cont.)

JUVENILE OFFENDERS

Juvenile Male

	June Ending Count	General Population Vacancies	Other * Vacancies
Camp Summit	90	0	1
Logansport Juvenile Intake/Diagnostic Facility	54	33	5
North Central Juvenile Correctional Facility	142	8	10
Northeast Juvenile Correctional Facility	94	9	3
Pendleton Juvenile Correctional Facility	303	40	48
South Bend Juvenile Correctional Facility	<u>111</u>	<u>14</u>	<u>8</u>
Total	794	104	75

Juvenile Female

Indianapolis Juvenile Correctional Facility	<u>136</u>	<u>39</u>	<u>24</u>
Total	136	39	24

TOTALS

	June Ending Count	General Population Vacancies	Other * Vacancies
GRAND TOTAL FOR ALL ADULT MALES (Includes Jail Bed Count and Contracted Beds)	25,034	513	533
TOTAL FOR ADULT MALES IN DEPARTMENT FACILITIES ONLY	23,094	466	533
GRAND TOTAL FOR ALL ADULT FEMALES (Includes Jail Bed Count and Contracted Beds)	2,378	68	16
TOTAL FOR ADULT FEMALES IN DEPARTMENT FACILITIES ONLY	2,175	68	16
TOTAL FOR JUVENILE MALES	794	104	75
TOTAL FOR JUVENILE FEMALES	136	39	24
GRAND TOTAL FOR THE DEPARTMENT (Includes Jail Bed Count and Contracted Beds)	28,342	724	648
GRAND TOTAL FOR THE DEPARTMENT (Excludes Jail Bed Count and Contracted Beds)	26,199	677	648

* **Other Vacancies:** Includes Segregation and Infirmary beds, beds being held for transitioned offenders, and down beds.

Sources: Planning Division Facility Body Count Report
 Planning Division Juvenile Daily Count Report
 Operational Support Services - Jail Bed Count Report
 Operational Support Services - Vacancy Report

Indiana Department of Correction
Table 2
Operational Capacity Compared to Population, by Facility
June 30, 2008

LEVEL 1

Adult Male

	May Operational Capacity	June Operational Capacity	June Ending Count	Percent +/- Capacity
Chain O'Lakes Correctional Facility	150	150	143	-5%
Edinburgh Correctional Facility	320	320	262	-18%
Henryville Correctional Facility	200	200	196	-2%
Indiana State Prison Minimum Unit	385	385	369	-4%
Indianapolis Men's Community Re-Entry Facility	144	144	135	-6%
Miami Correctional Facility	204	204	184	-10%
New Castle Level One (Contracted Beds)	150	175	171	-2%
Pendleton Correctional Facility	220	220	216	-2%
Plainfield Re-Entry Educational	517	517	485	-6%
South Bend Community Re-Entry Facility	118	118	112	-5%
Wabash Valley Correctional Facility	198	198	138	-30%
Westville Correctional Facility	<u>260</u>	<u>260</u>	<u>241</u>	<u>-7%</u>
Total	2,866	2,891	2,652	-8%

Adult Female

Indianapolis Women's Community Re-Entry Facility	82	82	79	-4%
Madison Correctional Facility	<u>500</u>	<u>500</u>	<u>454</u>	<u>-9%</u>
Total	582	582	533	-8%

LEVEL 2

Adult Male

Branchville Correctional Facility	1,341	1,341	1,310	-2%
Correctional Industrial Facility	1,412	1,412	1,396	-1%
Miami Correctional Facility	2,984	2,984	2,954	-1%
New Castle Correctional Facility (Contracted Beds)	1,876	1,816	1,792	-1%
New Castle Correctional Facility (Arizona Offenders)	127	0	0	0%
Plainfield Correctional Facility	1,520	1,520	1,490	-2%
Putnamville Correctional Facility	2,436	2,436	2,424	0%
Westville Correctional Facility	<u>2,874</u>	<u>2,875</u>	<u>2,660</u>	<u>-7%</u>
Total	14,570	14,384	14,026	-2%

Adult Female

Rockville Correctional Facility	1,225	1,225	1,201	-2%
---------------------------------	-------	-------	-------	-----

Table 2 (Cont.)

LEVEL 3

Adult Male				
-------------------	--	--	--	--

	May Operational Capacity	June Operational Capacity	June Ending Count	Percent +/- Capacity
Indiana State Prison	2,045	2,045	1,868	-9%
New Castle Psychiatric Unit (Contracted Beds)	96	128	94	-27%
Pendleton Correctional Facility	1,715	1,715	1,664	-3%
Reception-Diagnostic Center	695	695	654	-6%
Wabash Valley Correctional Facility	<u>1,727</u>	<u>1,727</u>	<u>1,685</u>	<u>-2%</u>
Total	6,278	6,310	5,965	-5%

Adult Female				
---------------------	--	--	--	--

Indiana Women's Prison	452	452	441	-2%
------------------------	-----	-----	-----	-----

SECURE CONFINEMENT UNITS

Adult Male				
-------------------	--	--	--	--

Wabash Valley Correctional Facility	288	288	268	-7%
Westville Control Unit	<u>220</u>	<u>220</u>	<u>183</u>	<u>-17%</u>
Total	508	508	451	-11%

JAIL BED COUNT

Adult Male	N/A	N/A	1,786	N/A
Adult Female	N/A	N/A	<u>135</u>	N/A
Total			1,921	

CONTRACTED BEDS

Adult Male				
-------------------	--	--	--	--

Marion Co. Re-Entry	70	70	49	-30%
Vigo Co. Work Release Center	40	40	21	-48%
Volunteers of America - Evansville	11	11	10	-9%
Volunteers of America - Marion County	<u>80</u>	<u>80</u>	<u>74</u>	<u>-8%</u>
Total	201	201	154	-23%

Adult Female				
---------------------	--	--	--	--

Vigo Co. Work Release Center	5	5	5	0%
Volunteers of America - Evansville	9	9	9	0%
Volunteers of America - Marion County	<u>54</u>	<u>54</u>	<u>54</u>	<u>0%</u>
Total	68	68	68	0%

Table 2 (Cont.)

JUVENILE OFFENDERS

Juvenile Male

	May Operational Capacity	June Operational Capacity	June Ending Count	Percent +/- Capacity
Camp Summit	91	91	90	-1%
Logansport Juvenile Intake/Diagnostic Facility	92	92	54	-41%
North Central Juvenile Correctional Facility	160	160	142	-11%
Northeast Juvenile Correctional Facility	106	106	94	-11%
Pendleton Juvenile Correctional Facility	391	391	303	-23%
South Bend Juvenile Correctional Facility	<u>133</u>	<u>133</u>	<u>111</u>	<u>-17%</u>
Total	973	973	794	-18%

Juvenile Female

Indianapolis Juvenile Correctional Facility	<u>199</u>	<u>199</u>	<u>136</u>	<u>-32%</u>
Total	199	199	136	-32%

TOTALS

	May Operational Capacity	June Operational Capacity	June Ending Count	Percent +/- Capacity
GRAND TOTAL FOR ALL ADULT MALES (Includes Jail Bed Count and Contracted Beds)	24,423	24,294	25,034	3%
TOTAL FOR ADULT MALES IN DOC FACILITIES ONLY	24,222	24,093	23,094	-4%
GRAND TOTAL FOR ALL ADULT FEMALES (Includes Jail Bed Count and Contracted Beds)	2,327	2,327	2,378	2%
TOTAL FOR ADULT FEMALES IN DOC FACILITIES ONLY	2,259	2,259	2,175	-4%
TOTAL FOR JUVENILE MALES	973	973	794	-18%
TOTAL FOR JUVENILE FEMALES	199	199	136	-32%
GRAND TOTAL FOR THE DEPARTMENT (Includes Jail Bed Count and Contracted Beds)	27,922	27,793	28,342	2%
GRAND TOTAL FOR THE DEPARTMENT (Excludes Jail Bed Count and Contracted Beds)	27,653	27,524	26,199	-5%

Sources: Planning Division Facility Body Count Report
 Planning Division Juvenile Daily Count Report
 Operational Support Services - Jail Bed Count Report
 Operational Support Services - Vacancy Report

Indiana Department of Correction

Table 3

Facility Population on the First Day of Each Month (Excludes County Jail "Back-ups" & Contracted Beds)

<u>2007</u>	Adult	Adult	Juvenile	Juvenile	<u>Total</u>
	<u>Male</u>	<u>Female</u>	<u>Male</u>	<u>Female</u>	
January	22,072	1,974	845	151	25,042
February	22,091	1,981	831	162	25,065
March	22,165	1,997	859	164	25,185
April	22,352	2,035	879	171	25,437
May	22,240	2,020	897	181	25,338
June	22,332	2,005	917	183	25,437
July	22,385	2,006	911	183	25,485
August	22,399	2,021	866	182	25,468
September	23,123	2,016	846	172	26,157
October	23,105	2,077	846	178	26,206
November	23,172	2,084	854	185	26,295
December	23,059	2,056	846	183	26,144

<u>2008</u>	Adult	Adult	Juvenile	Juvenile	<u>Total</u>
	<u>Male</u>	<u>Female</u>	<u>Male</u>	<u>Female</u>	
January	23,006	2,054	834	180	26,074
February	23,222	2,076	826	175	26,299
March	23,345	2,097	838	161	26,441
April	23,477	2,113	852	155	26,597
May	23,354	2,171	822	156	26,503
June	23,134	2,128	786	146	26,194
July	23,094	2,175	794	136	26,199
August					
September					
October					
November					
December					

Sources: Planning Division Facility Body Count Report
 Planning Division Juvenile Daily Count Report

Indiana Department of Correction
Table 4
Parole Caseload on July 1, 2008

<u>Parole District</u>	Indiana Parolees				Other Jurisdiction				<u>Total</u>
	<u>Adult Male</u>	<u>Adult Female</u>	<u>Juvenile Male</u>	<u>Juvenile Female</u>	<u>Adult Male</u>	<u>Adult Female</u>	<u>Juvenile Male</u>	<u>Juvenile Female</u>	
<i>Central Office (PD0) *</i>	<i>353</i>	<i>44</i>	<i>11</i>	<i>4</i>	<i>0</i>	<i>0</i>	<i>0</i>	<i>0</i>	<i>412</i>
Re-Entry Parole (PD1)	1000	145	30	7	28	5	2	1	1,218
Fort Wayne (PD2)	1,212	182	60	6	64	3	1	1	1,529
Indianapolis (PD3)	2,143	365	2	1	109	10	0	0	2,630
Evansville (P4A)	696	78	10	4	95	18	1	0	902
Terre Haute (P4B)	545	62	25	9	49	7	3	0	700
Bloomington (PD5)	752	95	27	5	124	17	2	0	1,022
Gary (PD6)	719	53	19	2	119	17	4	0	933
New Castle (PD7)	849	136	27	4	61	5	1	0	1,083
South Bend (PD8)	1,126	135	43	9	79	16	1	0	1,409
Indianapolis West (PD9)	0	0	0	0	16	3	1	0	20
Total	9,395	1,295	254	51	744	101	16	2	11,858

Total Parole Population on the First Day of Each Month

<u>Calendar Year 2008</u>	Indiana Parolees				Other Jurisdiction				<u>Total</u>
	<u>Adult Male</u>	<u>Adult Female</u>	<u>Juvenile Male</u>	<u>Juvenile Female</u>	<u>Adult Male</u>	<u>Adult Female</u>	<u>Juvenile Male</u>	<u>Juvenile Female</u>	
January	9,121	1,231	457	85	768	108	36	5	11,811
February	9,159	1,257	469	79	774	108	38	5	11,889
March	9,051	1,255	419	71	765	106	37	5	11,709
April	9,128	1,259	396	73	764	105	19	1	11,745
May	9,108	1,256	307	57	756	105	19	1	11,609
June	9,244	1,288	222	42	753	105	18	2	11,674
July	9,395	1,295	254	51	744	101	16	2	11,858
August									
September									
October									
November									
December									

* *These are Indiana parolees who are serving their parole in another state.*
Juvenile population includes parolees supervised by Youth Services coordinators.

Sources: Juvenile Services
Parole Division
SAS - juvpar12.pgm



Adult Offender Statistics



Indiana Department of Correction
Table 5
Monthly Admissions and Releases - Adult Offenders
(Includes County Jail "Back-ups" & Contracted Beds)

June 2008

ADMISSIONS	Male	Female
New Commitments	801	130
Parole Violators - New Commits	110	14
Parole Violators - Technical	196	32
Unsentenced (Safekeepers)	2	0
Return from Escape - Secure Facility	0	0
Return from Escape - Non-Secure Facility	7	0
Return from Escape - CTP Absconds	5	0
Probation Violators - New Commits	99	17
Probation Violators - Technical	124	17
Return from CTP - New Commits	3	0
Return from CTP - Technical	16	2
TOTAL ADMISSIONS	1,363	212
 RELEASES		
Parole	778	116
CTP to Parole	63	11
Probation	375	71
CTP to Probation	33	8
Escape - Secure Facility	0	0
Walk-Away - Non-Secure Facility	7	2
Discharged	14	5
Unsentenced Discharged	3	0
Other (i.e. Death)	4	0
Community Transition Program (CTP)	136	14
CTP Absconds	6	0
TOTAL RELEASES	1,419	227

Of the 801 new commitments of male felons, 359 (45%) had a prior commitment.

Of the 130 new commitments of female felons, 58 (45%) had a prior commitment.

Effective July 1, 1999, misdemeanants are to be committed to DOC only under special circumstances (IC 11-12-6)

Sources: SAS - prsadm7.pgm, SAS = prisrel6.pgm

Indiana Department of Correction
Table 6
The Number of Department of Correction Offenders
Held in County Jails

July 01, 2008

<u>County</u>	<u>Adult Male</u>	<u>Adult Female</u>	<u>County</u>	<u>Adult Male</u>	<u>Adult Female</u>	<u>County</u>	<u>Adult Male</u>	<u>Adult Female</u>
Adams	1	0	Hendricks	29	6	Pike	39	0
Allen	42	4	Henry*	32	1	Porter	17	0
Bartholomew	1	0	Howard	9	1	Posey	28	2
Benton	5	0	Huntington	20	0	Pulaski*	36	11
Blackford*	36	0	Jackson	30	5	Putnam*	81	3
Boone	3	2	Jasper	7	1	Randolph	11	1
Brown	3	0	Jay	12	0	Ripley	39	0
Carroll	1	1	Jefferson	3	0	Rush	3	0
Cass	10	0	Jennings	28	0	St. Joseph	22	6
Clark	29	1	Johnson	11	2	Scott	1	0
Clay	21	1	Knox*	54	1	Shelby	27	3
Clinton	27	2	Kosciusko	4	0	Spencer*	31	0
Crawford*	50	1	LaGrange	83	0	Starke	0	1
Daviess	26	1	Lake	10	3	Steuben	14	0
Dearborn	12	1	LaPorte	13	1	Sullivan	6	1
Decatur	4	0	Lawrence	25	1	Switzerland	0	1
DeKalb	1	0	Madison	11	1	Tippecanoe	97	6
Delaware	20	7	Marion	0	0	Tipton	0	0
Dubois	0	0	Marshall	4	0	Union	3	0
Elkhart	58	6	Martin	20	13	Vanderburgh	10	5
Fayette	33	1	Miami	7	1	Vermillion	24	6
Floyd	2	0	Monroe	1	2	Vigo	4	0
Fountain	2	1	Montgomery	37	6	Wabash	11	2
Franklin	7	0	Morgan	18	0	Warren	9	0
Fulton	6	0	Newton	11	0	Warrick	51	1
Gibson	25	0	Noble	63	0	Washington	9	0
Grant	6	0	Ohio	0	0	Wayne	37	2
Greene	15	0	Orange*	37	0	Wells*	37	3
Hamilton	19	6	Owen	9	0	White	20	0
Hancock	7	0	Parke	24	0	Whitley	8	0
Harrison*	25	1	Perry	2	0			
						Total	1,786	135

* County Jail Substance Abuse Programs

Source:
Operational Support Services

Indiana Department of Correction
Table 7
Community Transition Program
Average Daily Populations

<u>Month</u>	<u>2003</u>	<u>2004</u>	<u>2005</u>	<u>2006</u>	<u>2007</u>	<u>2008</u>
January	298	328	408	398	424	456
February	298	300	401	383	415	426
March	297	323	391	367	424	403
April	294	312	384	392	405	410
May	308	324	369	388	416	409
June	315	311	376	392	444	391
July	311	304	379	384	470	
August	309	324	385	386	441	
September	299	343	398	386	426	
October	296	349	410	419	436	
November	288	384	415	450	461	
December	<u>305</u>	<u>418</u>	<u>402</u>	<u>430</u>	<u>466</u>	
YEARLY AVERAGE	301	337	393	398	436	416

Source: CTP Database

Indiana Department Of Correction
Table 8
Community Transition Program
June 2008 Release Information

Total number offenders eligible to be released during June 2008 =		638
Felony A and B total =	240	
Felony C total =	247	
Felony D total =	148	
Murder =	3	
Total number offenders transitioned to counties for CTP =		136
By default (lack of response from judge)		
Felony A or B =	0	
Felony C =	29	
Felony D =	22	
By approval by court order from judge		
Felony A or B =	39	
Felony C =	30	
Felony D =	16	
Murder =	0	
Total number offenders transitioned to counties then returned to DOC due to refusal (court ordered denial upon receipt of offender) =		0
Total number of court ordered denials =		302
Felony A or B =	115	
Felony C =	121	
Felony D =	64	
Murder =	2	
Total number of Felony A or B denials by default (no response from judge) =		38
Total number of offenders who became ineligible after eligibility determined but prior to CTP commencement date (reasons include change in Earliest Possible Release Date, change in warrant status, released to probation or to parole, other miscellaneous) =		162
Felony A or B =	49	
Felony C =	67	
Felony D =	46	
Murder =	0	

Indiana Department of Correction
Table 9
The Total Number of Felony Offenses
Committed to the Indiana Department of Correction

June 2008

OFFENSE (Citation Code)	THE NUMBER OF OFFENSES			
	This Month		This Fiscal Year	
	Female	Male	Female	Male
MURDER (35-42-1-1)	0	4	7	122
Sub-Total	0	4	7	122
CLASS A OFFENSES:				
Aiding, Inducing or Causing an Offense (35-41-2-4)	0	0	2	0
• Burglary	0	0	0	1
• Murder	0	0	0	1
• Robbery	0	0	0	1
Arson (35-43-1-1)	0	0	0	3
Attempt to Commit a Felony (35-41-5-1)	0	0	3	37
• Burglary	0	0	0	1
• Child Molesting	0	2	0	4
• Murder	1	1	2	14
• Rape	0	0	0	2
Battery (35-42-2-1)	0	0	0	6
Battery Bodily Waste (35-42-2-6)	0	0	0	0
Battery Child w/Death (35-42-2-1(5))	0	0	0	1
Burglary (35-43-2-1)	0	2	1	26
Child Molesting (35-42-4-3)	0	24	3	182
Conspiracy (35-41-5-2)	0	0	3	25
• Burglary	0	0	0	3
• Dealing Cocaine or Narcotic Drug	0	0	1	11
• Dealing Methamphetamine	0	0	0	1
• Murder	0	0	1	2
• Robbery	0	1	0	3
Criminal Deviate Conduct (35-42-4-2)	0	0	0	17
Dealing Cocaine or Narcotic Drug (35-48-4-1)	2	15	30	265
Dealing Methamphetamine (35-48-4-1.1)	0	1	0	7
Dealing Sched I, II, or III Cntrl'd Sub (35-48-4-2)	0	0	4	5
Fail to Stop Accident w/Injury (9-26-1-1)	0	0	0	0
Kidnapping (35-42-3-2)	0	2	0	7
Neglect of a Dependent/Death (35-46-1-4)	0	0	4	1
Possession of Cocaine or Narcotic Drug (35-48-4-6)	0	3	1	33
Possession of Methamphetamine (35-48-4-6.1)	0	0	0	1
Rape (35-42-4-1)	0	2	0	24
Robbery (35-42-5-1)	0	2	1	16
Sexual Misconduct with a Minor (35-42-4-9)	0	0	0	0
Vicarious Sexual Gratification (35-42-4-5)	0	0	0	0
Voluntary Manslaughter (35-42-1-3)	0	4	6	35
Sub-Total	3	59	62	735

THE NUMBER OF OFFENSES

CLASS B OFFENSES:	This Month		This Fiscal Year	
	Female	Male	Female	Male
	Aggravated Battery (35-42-2-1.5)	0	8	6
Aiding, Inducing or Causing an Offense (35-41-2-4)	0	0	3	26
● Aggravated Battery	0	0	0	1
● Burglary	0	2	6	7
● Carjacking	0	0	0	2
● Dealing Cocaine or Narcotic Drug	1	0	3	4
● Dealing Methamphetamine	0	0	0	1
● Dealing Sched I, II, or III Cntrld Sub	0	0	0	1
● Possession of Methamp Subst Tax	0	0	0	1
● Robbery	0	2	0	5
● Sexual Misconduct with a Minor	1	0	1	0
Arson (35-43-1-1)	0	2	11	40
Attempt to Commit a Felony (35-41-5-1)	1	2	8	80
● Aggravated Battery	0	0	0	3
● Burglary	0	0	0	1
● Carjacking	0	0	0	1
● Child Molesting	0	1	0	4
● Criminal Deviate Conduct	0	0	0	1
● Dealing Cocaine or Narcotic Drug	0	0	0	3
● Dealing Methamphetamine	0	0	1	0
● Dealing Sched I, II, or III Cntrld Sub	0	0	0	1
● Murder	0	0	0	6
● Rape	0	1	0	1
● Robbery	0	7	0	23
Battery (35-42-2-1)	1	3	6	20
Battery by Bodily Waste (35-42-2-6)	0	0	0	0
Burglary (35-43-2-1)	5	89	45	891
Carjacking (35-42-5-2)	1	2	3	43
Causing Suicide (35-42-1-2)	0	0	0	0
Child Molesting (35-42-4-3)	0	26	6	233
Conspiracy (35-41-5-2)	0	1	5	88
● Arson	0	0	0	1
● Burglary	1	0	1	5
● Dealing Cocaine or Narcotic Drug	2	0	9	21
● Dealing Methamphetamine	0	0	0	2
● Dealing Sched I, II, or III Cntrld Sub	0	0	0	2
● Robbery	2	4	4	15
Consumer Product Tampering (35-45-8-1)	0	0	0	1
Criminal Confinement (35-42-3-3)	3	7	7	149
Criminal Deviate Conduct (35-42-4-2)	1	3	1	52
Dangerous Control of a Handgun (35-47-10-6)	0	0	0	0
Dealing Cocaine or Narcotic Drug (35-48-4-1)	3	107	147	1178
Dealing Methamphetamine (35-48-4-1.1)	6	15	17	44
Dealing Sched I, II, or III Cntrld Sub (35-48-4-2)	6	12	52	158
Dealing Sched IV Cntrld Sub (35-48-4-3)	0	0	2	1
Dealing Sched V Cntrld Sub (35-48-4-4)	0	0	0	0
Escape (35-44-3-5)	0	2	0	7
Failure to Deposit Public Fund (5-13-14-3)	1	0	1	0
Felon in Possession of a Firearm (35-47-4-5)	1	19	3	156
Incest (35-46-1-3)	0	2	0	12
Neglect of a Dependent (35-46-1-4)	0	2	9	15
Operating Machine Gun/Bomb (35-47-5-9)	0	0	0	1
Operating Vehicle Intoxicated/Death (9-30-5-5)	0	3	0	22
Possession of Cocaine or Narcotic Drug (35-48-4-6)	1	13	28	176
Possession Methamphetamine (35-48-4-6.1)	0	2	0	9
Possession Sched IV Cntrld Sub (35-48-4-7)	0	0	0	2
Prisoner Poss. Dang Device/Material (35-44-3-9.5)	0	0	0	3
Promoting Prostitution, under 18 (35-45-4-4)	0	0	0	0
Rape (35-42-4-1)	0	13	0	97
Resisting Law Enforcement (35-44-3-3)	0	2	0	6
Robbery (35-42-5-1)	4	64	29	637
Sexual Misconduct with a Minor (35-42-4-9)	0	17	11	141
Stalking (35-45-10-5)	0	0	0	0
Vicarious Sexual Gratification (35-42-4-5)	0	0	0	1
Voluntary Manslaughter (35-42-1-3)	0	2	0	8
Sub-Total	41	435	425	4,502

CLASS C OFFENSES:	THE NUMBER OF OFFENSES			
	This Month		This Fiscal Year	
	Female	Male	Female	Male
Aiding, Inducing or Causing an Offense (35-41-2-4)	0	0	7	20
• Aggravated Battery	0	0	0	1
• Burglary	0	2	0	6
• Escape	0	0	1	0
• Forgery	0	0	1	1
• Robbery	0	1	0	9
Altered/Counterfeit Lotto Ticket (4-30-14-3)	0	0	0	0
Armor Piercing Handgun Ammo (35-47-5-11)	0	0	0	0
Arson (35-43-1-1)	1	0	1	4
Assisting a Criminal (35-44-3-2)	0	2	5	15
Attempt to Commit a Felony (35-41-5-1)	0	0	8	63
• Arson	1	0	1	1
• Aggravated Battery	0	0	0	1
• Auto Theft, Receiving Stolen Parts	0	0	0	1
• Battery	0	2	0	10
• Burglary	0	0	0	7
• Child Molesting	0	2	0	10
• Escape	0	0	1	1
• Forgery	1	2	1	2
• Murder	0	0	0	3
• Robbery	0	6	0	25
• Sexual Misconduct with a Minor	0	0	0	1
Auto Theft, Receiving Stolen Parts (35-43-4-2.5)	0	6	3	139
Battery (35-42-2-1)	4	39	51	464
Battery by Bodily Waste (35-42-2-6)	0	1	0	3
Bribery (35-44-1-1)	0	0	3	4
Burglary (35-43-2-1)	8	70	30	952
Carrying Handgun w/o License (35-47-2-23)	0	12	0	260
Check Fraud (35-43-5-12)	0	1	0	6
Child Exploitation (35-42-4-4)	0	4	0	27
Child Molesting (35-42-4-3)	0	43	8	453
Child Solicitation (35-42-4-6)	0	4	0	31
Conspiracy (35-41-5-2)	0	2	9	32
• Battery	0	0	1	0
• Burglary	0	4	1	7
• Dealing Cocaine or Narcotic Drug	0	0	0	3
• Forgery	0	0	0	1
• Robbery	0	0	0	1
• Trafficking with an Inmate	0	0	1	0
Contribute to Delinquency (35-46-1-8)	0	0	1	2
Controlled Substance Registration (35-48-4-14)	1	0	7	4
Corrupt Business Influence (35-45-6-2)	0	0	3	10
Criminal Confinement (35-42-3-3)	0	7	1	41
Criminal Mischief (35-43-1-2)	0	0	0	7
Criminal Recklessness (35-42-2-2)	1	7	7	55
Dangerous Control of a Handgun (35-47-10-6)	0	0	0	0
Dangerous Possession of a Handgun (35-47-10-5)	0	0	0	0
Deadly Weapon-Aircraft (35-47-6-1)	0	0	0	0
Dealing Cocaine or Narcotic Drug (35-48-4-1)	0	0	4	4
Dealing Marijuana, Hash Oil, or Hashish (35-48-4-10)	0	4	2	59
Dealing/Poss Look-Alike Subs (35-48-4-4.6)	1	2	1	10
Dealing Sched IV Controlled Substance (35-48-4-3)	2	1	10	17
Dealing Sched V Controlled Substance (35-48-4-4)	0	0	0	0
Destroy Handgun I.D. (35-47-2-18)	0	1	0	22
Driving After Forfeiture (9-12-3-2)	0	0	0	2
Driving Intoxicated/Death (9-11-2-5)	0	1	2	3
Driving Suspended/Death (9-24-19-4)	0	0	0	0
Escape (35-44-3-5)	1	7	11	67
Explosive or Flammable Substance (35-47-5-1)	0	0	0	0

CLASS C (Cont.)

THE NUMBER OF OFFENSES

	This Month		This Fiscal Year	
	Female	Male	Female	Male
Failure to Register as a Sex Offender (5-2-12-9)	0	2	0	18
Failure to Stop Accident/Death (9-26-1-8)	0	1	2	8
Felon in Possession of a Firearm (35-47-4-5)	0	2	0	21
Feticide (35-42-1-6)	0	0	0	0
Firearm w/in One Mile of School (35-47-2-1)	0	7	2	40
Forged Prescription (16-6-8-3)	0	0	0	0
Forgery (35-43-5-2)	34	87	440	983
Fraud on Financial Institution (35-43-5-8)	4	2	29	35
Gang Intimidation (35-45-9-4)	0	0	0	0
Handgun Violation (35-47-2-7)	0	1	0	21
Home Improvement Fraud (35-43-6-13)	0	0	0	2
Incest (35-46-1-3)	0	1	0	15
Interference with Medical Services (35-42-2-8)	0	0	1	0
Intimidation (35-45-2-1)	0	6	2	53
Involuntary Manslaughter (35-42-1-4)	0	0	2	9
Loan Sharking (35-45-7-2)	0	0	0	0
Misappropriated Insurance Funds (35-43-9-7B1)	0	0	0	4
Money Laundering (35-45-15-5)	0	0	0	0
Neglect of a Dependent (35-46-1-4)	0	2	7	16
Non-Support of Dependent Child (35-46-1-5)	0	15	3	137
Obliterating Handgun I.D. (35-47-2-18)	0	0	0	0
Operating Vehicle w/Lifetime Suspension (9-30-10-17)	2	49	29	583
Operating Vehicle Intoxicated/Death (9-30-5-5)	0	1	1	19
Operating Vehicle Intoxicated/Injury (9-30-5-4)	0	1	2	8
Operating Vehicle-Schedule 1/Death (35-48-2-4)	0	0	0	0
Permitting Child to Possess Firearm (35-47-10-7)	0	0	1	0
Possession of Cocaine or Narcotic Drug (35-48-4-6)	3	44	49	596
Possession of Controlled Substance (35-48-4-7)	0	6	11	69
Possession of Marijuana (35-48-4-11)	0	0	0	5
Possession of Precursors (35-48-4-14.5)	0	5	2	23
Possession/Use Legend Drug (16-42-19-27)	0	0	0	0
Possession - Destruct Device (35-47.5-5-2)	0	0	0	2
Possession - Explosives/Convicted Felon (35-47.5-5-3)	0	0	0	0
Possession - Machine Gun or Bomb (35-47-5-8)	0	0	0	2
Possession - Sawed-Off Shotgun (35-47-5-4.1)	0	0	0	1
Promoting Prostitution (35-45-4-4)	0	1	1	14
Prisoner Poss Dang Device/Material (35-44-3-9.5)	0	0	0	6
Reckless Homicide (35-42-1-5)	0	2	4	30
Remove/Alter Original VIN # (9-18-8-12)	0	0	0	2
Resisting Law Enforcement (35-44-3-3)	0	1	0	8
Robbery (35-42-5-1)	2	36	25	436
Security Sale Fraud (23-2-1-12)	0	0	0	11
Sexual Battery (35-42-4-8)	0	0	0	3
Sexual Misconduct with a Minor (35-42-4-9)	0	17	7	193
Stalking (35-45-10-5)	0	1	2	17
Theft, Receiving Stolen Property (35-43-4-2)	0	1	8	11
Trafficking with an Inmate (35-44-3-9)	1	1	4	3
Transfer Contaminated Bodily Fluid (35-42-1-7)	0	0	0	1
Unlawful Transaction as Agent (23-2-1-8)	0	0	0	2
Vicarious Sexual Gratification (35-42-4-5)	0	1	0	6
Violation of Custody Order (35-42-3-4)	0	0	0	0
Welfare Fraud (35-43-5-7)	0	1	10	9
Sub-Total	67	527	826	6,289

THE NUMBER OF OFFENSES

	This Month		This Fiscal Year	
	Female	Male	Female	Male
CLASS D OFFENSES:				
Accident/Failure to Stop (9-4-1-40)	0	0	0	5
Accident/Failure to Stop-Serious Inj/Death (9-26-1-8)	0	0	0	4
Aiding, Inducing or Causing an Offense (35-41-2-4)	0	2	3	22
• Burglary	0	2	0	3
• Carjacking	0	0	0	3
• Dealing Cocaine or Narcotic Drug	0	0	1	0
• Robbery	0	0	0	2
• Theft, Receiving Stolen Property	2	2	2	5
Aid-Manufacture of Schedule 2 (35-48-4-2)	0	0	0	1
Animal Fight Contest (35-46-3-9)	0	0	0	1
Arson (35-43-1-1)	1	2	3	14
Assisting a Criminal (35-44-3-2)	0	2	5	16
Attempt to Commit a Felony (35-41-5-1)	2	9	14	127
• Aggravated Battery	0	0	0	2
• Auto Theft, Receiving Stolen Parts	0	0	0	12
• Battery	0	0	0	7
• Burglary	0	0	0	5
• Controlled Substance Registration	0	0	2	3
• Dealing Cocaine or Narcotic Drug	0	0	0	2
• Dealing Sched I, II, or III Cntrl'd Sub	0	0	0	4
• Escape	0	0	2	0
• Fraud	2	0	2	1
• Murder	0	0	0	2
• Possession of Cocaine or Narcotic Drug	0	0	0	2
• Possession of Controlled Substance	0	0	0	3
• Prescription Fraud	0	0	1	0
• Residential Entry	0	1	0	3
• Robbery	0	3	0	13
• Theft, Receiving Stolen Property	0	6	0	37
Auto Theft, Receiving Stolen Parts (35-43-4-2.5)	4	28	29	443
Battery (35-42-2-1)	2	32	40	322
Battery by Bodily Waste (35-42-2-6)	1	8	10	61
Bigamy (35-46-1-2)	0	0	0	1
Burglary (35-43-2-1)	0	1	2	3
Causing Suicide (35-42-1-2)	0	0	0	0
Cemetery Mischief (35-43-1-2.1)	0	0	0	0
Cheating at Gambling (4-33-10-2)	0	0	0	2
Check Deception (35-43-5-5)	0	0	1	1
Check Fraud (35-43-5-12)	2	6	31	36
Child Exploitation (35-42-4-4)	0	1	0	23
Child Molesting (35-42-4-3)	0	0	0	7
Child Pornography (35-42-4-4)	0	0	0	0
Child Seduction (35-42-4-7)	0	0	0	6
Child Solicitation (35-42-4-6)	0	0	0	19
Computer Tampering (35-43-1-4)	0	0	1	0
Conflict of Interest (35-44-1-3)	0	0	0	0
Conspiracy (35-41-5-2)	0	0	4	7
• Arson	0	0	0	1
• Burglary	0	0	0	3
• Dealing Cocaine or Narcotic Drug	0	0	0	4
• Forgery	0	0	0	2
• Intimidation	0	0	0	1
• Theft, Receiving Stolen Property	0	0	1	2
Controlled Substance Registration (35-48-4-14)	0	0	12	12
Conversion (35-43-4-3)	0	0	0	0

THE NUMBER OF OFFENSES

CLASS D OFFENSES:	This Month		This Fiscal Year	
	<u>Female</u>	<u>Male</u>	<u>Female</u>	<u>Male</u>
Criminal Confinement (35-42-3-3)	1	14	2	180
Criminal Deviate Conduct (35-42-4-2)	0	0	0	1
Criminal Gang Activity (35-45-9-3)	0	0	0	5
Criminal Mischief (35-43-1-2)	0	4	0	30
Criminal Recklessness (35-42-2-2)	3	22	30	257
Criminal Trespass (35-43-2-2)	0	4	11	54
Cruelty to Animals (35-46-3-12)	0	0	0	5
Cruelty to Law Enforcement Animal (35-46-3-11)	0	0	0	1
Cultivation of Marijuana (35-48-4-1)	0	0	1	2
Dealing Counterfeit Substance (35-48-4-5)	0	0	0	3
Dealing Marijuana, Hash Oil, or Hashish (35-48-4-10)	0	9	6	100
Dealing Paraphernalia (35-48-4-8.2)	0	0	0	1
Dealing Sched V Controlled Substance (35-48-4-4)	0	0	0	3
Dealing Subs. Represent as Cntrld Subs. (35-48-4-4.5)	0	0	0	9
Dealing - Sawed-Off Shotgun (35-47-5-4.1)	0	0	0	6
Dispose Solid Waste (13-30-2-1)	0	0	0	1
Dissemination of Matter Harmful to Minor (35-49-3-3)	0	2	1	10
Domestic Battery (35-42-2-1.3)	0	25	3	317
Driving While Intoxicated (9-11-2-3)	1	26	43	370
Driving While Intoxicated/Injury (9-11-2-4)	0	0	0	1
Driving While Suspended/Oper Veh HTV (9-30-19-16)	0	0	1	7
Driving While Suspended/Restricted (9-24-18-5)	0	0	2	2
Dump Controlled Substance Waste (38-48-4-4.1)	0	0	0	4
Exploit Endangered Adult (35-46-1-12)	0	0	1	0
Failure to Appear (35-44-3-6)	1	0	9	18
Failure to Register as a Sex Offender (5-2-12-9)	0	13	4	184
Failure to Remit Money (6-3-4-8)	0	0	0	0
Failure to Remit Sales Tax (6-2.5-9-3)	0	0	0	1
Failure to Return to Lawful Detention (35-44-3-5)	6	31	59	304
Failure to Warn Comm Disease (35-42-1-9)	0	0	0	1
False Reporting (35-44-2-2)	0	0	0	3
Forged Prescription (16-6-8-3)	0	0	1	0
Forgery (35-43-5-2)	0	0	9	10
Fraud (35-43-5-4)	6	7	46	109
Ghost Employment (35-44-2-4)	0	0	0	0
Handgun Violation (35-47-2-1)	0	1	0	7
Hazardous Waste Activities (13-30-6-3)	0	0	0	1
Home Improvement Fraud (35-43-6-12)	0	0	0	4
Home Improvement Fraud/Enhanced (35-43-6-13)	0	0	0	2
Identity Deception (35-43-5-3.5)	3	4	36	52
Illegal Possession of Firearm - Prior Felon (35-47-4-4)	0	0	0	0
Illegal Possession of VIN Plate (9-18-8-15)	0	0	0	0
Impersonation of a Public Servant (35-44-2-3)	0	0	0	6
Incest (35-46-1-3)	0	0	0	0

CLASS D (Cont.)**THE NUMBER OF OFFENSES**

	This Month		This Fiscal Year	
	Female	Male	Female	Male
Income Tax Evasion (6-3-6-11)	0	0	0	0
Intimidation (35-45-2-1)	0	17	8	191
Invasion of Privacy (35-46-1-15.1)	0	4	2	50
Involuntary Manslaughter (35-42-1-4)	0	0	0	0
Leaving Scene of Accident (9-4-1-42)	0	0	0	3
Loan Sharking (35-45-7-2)	0	0	0	1
Maintaining a Common Nuisance (35-48-4-13)	3	11	42	94
Manufacture Paraphernalia (35-48-4-8.1)	0	0	0	0
Medicaid Fraud (35-43-5-7.1)	0	0	1	0
Moving Body from Scene of Death (36-2-14-17)	0	0	0	1
Neglect of a Dependent (35-46-1-4)	4	7	73	61
Non-Support of a Child (35-46-1-5)	2	14	13	185
Non-Support of a Spouse (35-46-1-6)	0	0	0	0
Obscene Performance (35-49-3-2)	0	0	0	1
Obstruction of Justice (35-44-3-4)	0	0	2	12
Official Misconduct (5-13-14-3)	1	0	1	0
Operating Vehicle-Habitual Violation (9-30-10-16)	2	25	25	326
Operating Vehicle Intoxicated (9-11-2-3)	0	0	0	0
Operating Vehicle Intoxicated-Endanger (9-30-5-2)	2	11	15	57
Operating Vehicle Intoxicated-Injury (9-22-2-4)	0	4	5	38
Operating Vehicle Intoxicated-Prior (9-30-5-3)	11	63	124	816
Operating Vehicle Intoxicated-Ser Injury (9-30-5-4)	0	0	0	0
Perjury (35-44-2-1)	0	0	0	7
Pointing a Firearm (35-47-4-3)	0	2	1	38
Poisoning (35-45-3-1)	0	0	0	0
Possession of Cocaine or Narcotic Drug (35-48-4-6)	20	62	198	905
Possession of Controlled Substance (35-48-4-7)	15	35	120	344
Possession of Controlled Substance Tax (6-7-3-11)	0	2	0	33
Poss of Marijuana, Hash Oil, or Hashish (35-48-4-11)	7	36	39	550
Possession of Marijuana Subst Tax (6-7-3-11)	0	0	6	0
Possession of Methamp Subst Tax (6-7-3-11-B)	5	12	22	103
Possession of Paraphernalia (35-48-4-8.3)	7	7	89	112
Possession of Precursors (35-48-4-14.5)	2	10	19	117
Possession of Presc/Aleg Drug (35-48-3-9)	0	1	4	16
Possession/Use of Legend Drug (16-42-19-13)	0	2	6	15
Possession - Firearm-School Property (35-47-9-2)	0	0	0	1
Possession - Handgun w/o License (35-47-2-23)	0	0	0	3
Possession - Sawed-Off Shotgun (35-47-5-4.1)	0	0	0	0
Possession - Syringe/Needle (16-42-19-18)	0	2	4	7
Possession Vehicle w/Altered or Removed ID (9-1-5-1)	0	0	0	0
Prescription Fraud (35-43-5-1)	0	4	8	13
Promoting Professional Gambling (35-45-5-4)	0	0	0	0
Prostitution (35-45-4-2)	5	1	156	5

CLASS D (Cont.)**THE NUMBER OF OFFENSES**

	This Month		This Fiscal Year	
	Female	Male	Female	Male
Public Indecency (35-45-4-1)	0	2	1	13
Public Intoxication (7-15-1-3)	0	0	0	0
Rape (35-42-4-1)	0	0	0	0
Residential Entry (35-43-2-1.5)	1	21	17	265
Resisting Law Enforcement (35-44-3-3)	5	59	34	677
Rioting (35-45-1-2)	0	0	0	0
Sale, Dist, or Exhibit of Obscene Material (35-49-3-1)	0	0	0	0
Sale of Legend Drug (16-42-19-11)	0	0	0	4
Sexual Battery (35-42-4-8)	0	8	0	108
Sexual Misconduct (35-44-1-5)	0	0	0	5
Sexual Misconduct with a Minor (35-42-4-9)	0	4	0	33
Sex Offender Residency Restrictions (35-42-4-11)	0	2	0	4
Stalking (35-45-10-5)	0	2	0	14
Strangulation (35-42-2-9)	0	17	0	135
Theft, Receiving Stolen Property (35-43-4-2)	61	250	703	3149
Trafficking with an Inmate (35-44-3-9)	0	0	2	0
Unlawful Delivery of Confiscated Firearm (35-47-3-4)	0	0	0	0
Unlawful Use of Body Armor (35-47-5-13)	0	0	0	2
Unlawful Use of Stun Gun (35-47-8-5)	0	0	0	0
Use of Stun Gun (35-47-8-5)	0	0	0	0
Uttering Forged Prescription (16-42-19-26)	0	0	0	0
Vicarious Sexual Gratification (35-42-4-5)	0	0	1	20
Violation-1935 Firearms (35-47-5-4.1)	0	0	0	7
Violation of Custody Order (35-42-3-4)	0	0	0	1
Visit Place Unlawfully Selling Alcohol (7.1-5-10-21)	0	0	0	0
Vote in Other Precinct (3-14-2-11)	0	0	0	0
Voyeurism (35-45-4-5)	0	0	0	2
Welfare Fraud (35-43-5-7)	0	0	4	5
Sub-Total	190	964	2,176	11,875

HABITUAL OFFENSES:

Habitual Offender (35-50-2-8)	0	1	6	53
Habitual Offender Controlled Substance (35-50-2-10)	0	4	4	102
Habitual Offender Substance Abuse (35-50-2-10)	0	0	0	9
Habitual Offender Traffic Laws (9-30-10-4)	0	1	1	3
Repeat Sex Offender Enhancement (35-50-2-14)	0	0	0	1
Sub-Total	0	6	11	168

GRAND TOTAL NUMBER OF OFFENSES 301 1,995 3,507 23,691

Note: Offense data may not be available for all offenders at the time this table was prepared.

The original committing offenses for technical parole violators and technical Community Transition Program violators are reported on this table.

Source: SAS - admoffenses7.pgm

Indiana Department of Correction
Table 10
The Number of Felons by Most Serious Offense
Committed to the Indiana Department of Correction

June 2008

MOST SERIOUS OFFENSE - (Citation Code)	THE NUMBER OF FELONS			
	This Month		This Fiscal Year	
	Female	Male	Female	Male
MURDER (35-42-1-1)	<u>0</u>	<u>4</u>	<u>4</u>	<u>100</u>
Sub-Total	0	4	4	100
CLASS A OFFENSES:				
Aiding, Inducing or Causing an Offense (35-41-2-4)	0	0	1	0
• Burglary	0	0	0	1
• Murder	0	0	0	1
• Robbery	0	0	0	1
Arson (35-43-1-1)	0	0	0	2
Attempt to Commit a Felony (35-41-5-1)	0	0	3	23
• Burglary	0	0	0	1
• Child Molesting	0	1	0	3
• Murder	1	1	2	14
• Rape	0	0	0	2
Battery (35-42-2-1)	0	0	0	4
Battery Bodily Waste (35-42-2-6)	0	0	0	0
Battery Child w/Death (35-42-2-1(5))	0	0	0	1
Burglary (35-43-2-1)	0	1	1	18
Child Molesting (35-42-4-3)	0	17	2	114
Conspiracy (35-41-5-2)	0	0	2	17
• Burglary	0	0	0	3
• Dealing Cocaine or Narcotic Drug	0	0	1	11
• Dealing Methamphetamine	0	0	0	1
• Murder	0	0	1	2
• Robbery	0	1	0	3
Criminal Deviate Conduct (35-42-4-2)	0	0	0	8
Dealing Cocaine or Narcotic Drug (35-48-4-1)	2	13	28	226
Dealing Methamphetamine (35-48-4-1.1)	0	1	0	5
Dealing Sched I, II, or III Cntrl'd Sub (35-48-4-2)	0	0	4	5
Fail to Stop Accident w/Injury (9-26-1-1)	0	0	0	0
Kidnapping (35-42-3-2)	0	2	0	6
Neglect of a Dependent/Death (35-46-1-4)	0	0	4	1
Possession of Cocaine or Narcotic Drug (35-48-4-6)	0	2	1	30
Possession of Methamphetamine (35-48-4-6.1)	0	0	0	1
Rape (35-42-4-1)	0	2	0	17
Robbery (35-42-5-1)	0	2	1	12
Sexual Misconduct with a Minor (35-42-4-9)	0	0	0	0
Vicarious Sexual Gratification (35-42-4-5)	0	0	0	0
Voluntary Manslaughter (35-42-1-3)	<u>0</u>	<u>4</u>	<u>6</u>	<u>33</u>
Sub-Total	3	47	57	566

THE NUMBER OF FELONS

CLASS B OFFENSES:	This Month		This Fiscal Year	
	Female	Male	Female	Male
Aggravated Battery (35-42-2-1.5)	0	6	6	81
Aiding, Inducing or Causing an Offense (35-41-2-4)	0	0	2	18
• Aggravated Battery	0	0	0	1
• Burglary	0	2	2	5
• Carjacking	0	0	0	2
• Dealing Cocaine or Narcotic Drug	1	0	3	4
• Dealing Methamphetamine	0	0	0	1
• Dealing Sched I, II, or III Cntrld Sub	0	0	0	1
• Possession of Methamp Subst Tax	0	0	0	1
• Robbery	0	2	0	5
• Sexual Misconduct with a Minor	1	0	1	0
Arson (35-43-1-1)	0	2	10	29
Attempt to Commit a Felony (35-41-5-1)	0	0	5	39
• Aggravated Battery	0	0	0	3
• Burglary	0	0	0	1
• Carjacking	0	0	0	1
• Child Molesting	0	1	0	4
• Criminal Deviate Conduct	0	0	0	1
• Dealing Cocaine or Narcotic Drug	0	0	0	2
• Dealing Methamphetamine	0	0	1	0
• Dealing Sched I, II, or III Cntrld Sub	0	0	0	1
• Rape	0	1	0	1
• Robbery	0	6	0	20
Battery (35-42-2-1)	1	3	5	19
Battery by Bodily Waste (35-42-2-6)	0	0	0	0
Burglary (35-43-2-1)	5	59	39	655
Carjacking (35-42-5-2)	1	1	3	33
Causing Suicide (35-42-1-2)	0	0	0	0
Child Molesting (35-42-4-3)	0	23	6	196
Conspiracy (35-41-5-2)	0	0	4	69
• Arson	0	0	0	1
• Burglary	1	0	1	5
• Dealing Cocaine or Narcotic Drug	2	0	8	20
• Dealing Methamphetamine	0	0	0	2
• Dealing Sched I, II, or III Cntrld Sub	0	0	0	2
• Robbery	2	3	5	15
Criminal Confinement (35-42-3-3)	2	4	5	70
Criminal Deviate Conduct (35-42-4-2)	1	3	1	33
Dangerous Control of a Handgun (35-47-10-6)	0	0	0	0
Dealing Cocaine or Narcotic Drug (35-48-4-1)	3	89	125	981
Dealing Methamphetamine (35-48-4-1.1)	4	14	14	39
Dealing Sched I, II, or III Cntrld Sub (35-48-4-2)	4	10	45	136
Dealing Sched IV Cntrld Sub (35-48-4-3)	0	0	2	1
Dealing Sched V Cntrld Sub (35-48-4-4)	0	0	0	0
Escape (35-44-3-5)	0	1	0	5
Failure to Deposit Public Fund (5-13-14-3)	1	0	1	0
Felon in Possession of a Firearm (35-47-4-5)	1	14	3	120
Incest (35-46-1-3)	0	1	0	7
Neglect of a Dependent (35-46-1-4)	0	1	6	13
Operating Machine Gun/Bomb (35-47-5-9)	0	0	0	1
Operating Vehicle Intoxicated/Death (9-30-5-5)	0	1	0	16
Possession of Cocaine or Narcotic Drug (35-48-4-6)	1	9	27	153
Possession Methamphetamine (35-48-4-6.1)	0	2	0	7
Possession Sched IV Cntrld Sub (35-48-4-7)	0	0	0	1
Prisoner Poss. Dang Device/Material (35-44-3-9.5)	0	0	0	1
Promoting Prostitution, under 18 (35-45-4-4)	0	0	0	0
Rape (35-42-4-1)	0	10	0	83
Resisting Law Enforcement (35-44-3-3)	0	2	0	5
Robbery (35-42-5-1)	3	46	21	444
Sexual Misconduct with a Minor (35-42-4-9)	0	9	6	107
Stalking (35-45-10-5)	0	0	0	0
Vicarious Sexual Gratification (35-42-4-5)	0	0	0	0
Voluntary Manslaughter (35-42-1-3)	0	2	0	8
Sub-Total	34	327	357	3,469

THE NUMBER OF FELONS

CLASS C OFFENSES:	This Month		This Fiscal Year	
	Female	Male	Female	Male
Aiding, Inducing or Causing an Offense (35-41-2-4)	0	0	2	12
• Burglary	0	1	0	3
• Escape	0	0	1	0
• Forgery	0	0	1	1
• Robbery	0	2	0	10
Altered/Counterfeit Lotto Ticket (4-30-14-3)	0	0	0	0
Armor Piercing Handgun Ammo (35-47-5-11)	0	0	0	0
Arson (35-43-1-1)	1	0	1	4
Assisting a Criminal (35-44-3-2)	0	2	4	12
Attempt to Commit a Felony (35-41-5-1)	0	0	4	37
• Arson	1	0	1	1
• Auto Theft, Receiving Stolen Parts	0	0	0	3
• Battery	0	2	0	9
• Burglary	0	0	0	6
• Child Molesting	0	1	0	1
• Escape	0	0	1	1
• Forgery	1	1	1	1
• Robbery	0	6	0	18
• Sexual Misconduct with a Minor	0	0	0	1
Auto Theft, Receiving Stolen Parts (35-43-4-2.5)	0	5	3	94
Battery (35-42-2-1)	4	30	45	371
Battery by Bodily Waste (35-42-2-6)	0	1	0	3
Bribery (35-44-1-1)	0	0	1	2
Burglary (35-43-2-1)	5	49	21	658
Carrying Handgun w/o License (35-47-2-23)	0	11	0	187
Check Fraud (35-43-5-12)	0	1	0	4
Child Exploitation (35-42-4-4)	0	1	0	16
Child Molesting (35-42-4-3)	0	32	6	302
Child Solicitation (35-42-4-6)	0	3	0	18
Conspiracy (35-41-5-2)	0	0	4	16
• Battery	0	0	1	0
• Burglary	0	2	1	5
• Dealing Marijuana	0	1	0	1
• Forgery	0	1	0	2
• Robbery	0	0	0	2
• Trafficking with an Inmate	0	0	1	0
Contribute to Delinquency (35-46-1-8)	0	0	1	0
Controlled Substance Registration (35-48-4-14)	1	0	5	4
Corrupt Business Influence (35-45-6-2)	0	0	1	7
Criminal Confinement (35-42-3-3)	0	3	1	19
Criminal Mischief (35-43-1-2)	0	0	0	2
Criminal Recklessness (35-42-2-2)	1	7	7	39
Dangerous Control of a Handgun (35-47-10-6)	0	0	0	0
Dangerous Possession of a Handgun (35-47-10-5)	0	0	0	0
Deadly Weapon-Aircraft (35-47-6-1)	0	0	0	0
Dealing Cocaine or Narcotic Drug (35-48-4-1)	0	0	2	3
Dealing Marijuana, Hash Oil, or Hashish (35-48-4-10)	0	4	2	43
Dealing/Poss. Look-Alike Subs (35-48-4-4.6)	1	1	1	5
Dealing Sched IV Controlled Substance (35-48-4-3)	2	0	8	12
Dealing Sched V Controlled Substance (35-48-4-4)	0	0	0	0
Destroy Handgun I.D. (35-47-2-18)	0	1	0	18
Driving After Forfeiture (9-12-3-2)	0	0	0	2
Driving Intoxicated/Death (9-11-2-5)	0	1	1	2
Driving Suspended/Death (9-24-19-4)	0	0	0	0
Escape (35-44-3-5)	1	3	7	37
Explosive or Flammable Substance (35-47-5-1)	0	0	0	0
Failure to Register as a Sex Offender (5-2-12-9)	0	1	0	13
Failure to Stop Accident/Death (9-26-1-8)	0	0	2	7
Felon in Possession of a Firearm (35-47-4-5)	0	2	0	17
Feticide (35-42-1-6)	0	0	0	0
Firearm w/in One Mile of School (35-47-2-1)	0	5	2	20

CLASS C (Cont.)

THE NUMBER OF FELONS

	This Month		This Fiscal Year	
	<u>Female</u>	<u>Male</u>	<u>Female</u>	<u>Male</u>
Forged Prescription (16-6-8-3)	0	0	0	0
Forgery (35-43-5-2)	26	51	299	583
Fraud on Financial Institution (35-43-5-8)	3	2	20	26
Gang Intimidation (35-45-9-4)	0	0	0	0
Handgun Violation (35-47-2-7)	0	0	0	12
Home Improvement Fraud (35-43-6-13)	0	0	0	1
Incest (35-46-1-3)	0	1	0	11
Interference with Medical Services (35-42-2-8)	0	0	1	0
Intimidation (35-45-2-1)	0	4	2	41
Involuntary Manslaughter (35-42-1-4)	0	0	2	6
Loan Sharking (35-45-7-2)	0	0	0	0
Misappropriated Insurance Funds (35-43-9-7B1)	0	0	0	1
Money Laundering (35-45-15-5)	0	0	0	0
Neglect of a Dependent (35-46-1-4)	0	1	4	10
Non-Support of Dependent Child (35-46-1-5)	0	12	2	124
Obliterating Handgun I.D. (35-47-2-18)	0	0	0	0
Operating Vehicle w/Lifetime Suspension (9-30-10-17)	2	36	26	469
Operating Vehicle Intoxicated/Death (9-30-5-5)	0	1	1	15
Operating Vehicle Intoxicated/Injury (9-30-5-4)	0	1	2	8
Operating Vehicle-Schedule 1/Death (35-48-2-4)	0	0	0	0
Permitting Child to Possess Firearm (35-47-10-7)	0	0	1	0
Possession of Cocaine or Narcotic Drug (35-48-4-6)	2	35	42	418
Possession of Controlled Substance (35-48-4-7)	0	5	8	52
Possession of Marijuana (35-48-4-11)	0	0	0	3
Possession of Precursors (35-48-4-14.5)	0	4	0	20
Possession/Use Legend Drug (16-42-19-27)	0	0	0	0
Possession - Destruct Device (35-47-5-5-2)	0	0	0	1
Possession -Explosives/Convicted Felon (35-47-5-5-3)	0	0	0	0
Possession -Machine Gun or Bomb (35-47-5-8)	0	0	0	2
Possession -Sawed-Off Shotgun (35-47-5-4.1)	0	0	0	0
Promoting Prostitution (35-45-4-4)	0	1	0	11
Prisoner Poss. Dang Device/Material (35-44-3-9.5)	0	0	0	4
Reckless Homicide (35-42-1-5)	0	2	4	20
Remove/Alter Original VIN # (9-18-8-12)	0	0	0	0
Resisting Law Enforcement (35-44-3-3)	0	1	0	5
Robbery (35-42-5-1)	2	24	22	293
Security Sale Fraud (23-2-1-12)	0	0	0	3
Sexual Battery (35-42-4-8)	0	0	0	3
Sexual Misconduct with a Minor (35-42-4-9)	0	14	3	155
Stalking (35-45-10-5)	0	1	1	12
Theft, Receiving Stolen Property (35-43-4-2)	0	1	7	7
Trafficking with an Inmate (35-44-3-9)	1	0	1	2
Transfer Contaminated Bodily Fluid (35-42-1-7)	0	0	0	1
Vicarious Sexual Gratification (35-42-4-5)	0	0	0	5
Violation of Custody Order (35-42-3-4)	0	0	0	0
Welfare Fraud (35-43-5-7)	0	1	7	8
Sub-Total	54	378	594	4,383

THE NUMBER OF FELONS

CLASS D OFFENSES:	This Month		This Fiscal Year	
	Female	Male	Female	Male
Accident/Failure to Stop (9-4-1-40)	0	0	0	2
Accident/Failure to Stop-Serious Inj/Death (9-26-1-8)	0	0	0	2
Aiding, Inducing or Causing an Offense (35-41-2-4)	0	0	2	7
• Obstruction of Justice	0	1	0	1
• Residential Entry	0	1	0	3
• Theft, Receiving Stolen Property	2	2	2	5
• Voyuerism	0	0	0	1
Aid-Manufacture of Schedule 2 (35-48-4-2)	0	0	0	1
Animal Fight Contest (35-46-3-9)	0	0	0	1
Arson (35-43-1-1)	1	1	3	8
Assisting a Criminal (35-44-3-2)	0	2	2	11
Attempt to Commit a Felony (35-41-5-1)	0	0	6	50
• Auto Theft, Receiving Stolen Parts	0	0	0	8
• Check Fraud	1	1	2	1
• Child Solicitation	0	1	0	1
• Controlled Substance Registration	0	0	2	3
• Dealing Subs. Represent as Cntrld Subs.	0	0	0	1
• Fraud	1	0	1	1
• Possession of Cocaine or Narcotic Drug	0	0	0	3
• Possession of Controlled Substance	0	0	0	3
• Possession of Presc/Aleg Drug	1	0	2	1
• Prescription Fraud	0	0	1	0
• Residential Entry	0	1	0	3
• Sexual Battery	0	0	0	1
• Theft, Receiving Stolen Property	0	6	1	35
Auto Theft, Receiving Stolen Parts (35-43-4-2.5)	2	14	19	245
Battery (35-42-2-1)	0	17	30	199
Battery by Bodily Waste (35-42-2-6)	1	6	8	33
Bigamy (35-46-1-2)	0	0	0	1
Burglary (35-43-2-1)	0	0	1	1
Causing Suicide (35-42-1-2)	0	0	0	0
Cemetery Mischief (35-43-1-2.1)	0	0	0	0
Cheating at Gambling (4-33-10-2)	0	0	0	2
Check Deception (35-43-5-5)	0	0	1	1
Check Fraud (35-43-5-12)	1	3	15	13
Child Exploitation (35-42-4-4)	0	0	0	11
Child Molesting (35-42-4-3)	0	0	0	0
Child Pornography (35-42-4-4)	0	0	0	0
Child Seduction (35-42-4-7)	0	0	0	4
Child Solicitation (35-42-4-6)	0	0	0	10
Computer Tampering (35-43-1-4)	0	0	1	0
Conflict of Interest (35-44-1-3)	0	0	0	0
Conspiracy (35-41-5-2)	0	0	1	3
• Intimidation	0	0	0	1
• Theft, Receiving Stolen Property	0	0	1	3
Controlled Substance Registration (35-48-4-14)	0	0	10	5
Conversion (35-43-4-3)	0	0	0	0
Criminal Confinement (35-42-3-3)	1	9	1	105
Criminal Deviate Conduct (35-42-4-2)	0	0	0	0
Criminal Gang Activity (35-45-9-3)	0	0	0	2
Criminal Mischief (35-43-1-2)	0	2	0	11
Criminal Recklessness (35-42-2-2)	1	17	22	162
Criminal Trespass (35-43-2-2)	0	1	7	32
Cruelty to Animals (35-46-3-12)	0	0	0	5
Cultivation of Marijuana (35-48-4-1)	0	0	1	2

CLASS D (Cont.)**THE NUMBER OF FELONS**

	This Month		This Fiscal Year	
	Female	Male	Female	Male
Dealing Counterfeit Substance (35-48-4-5)	0	0	0	2
Dealing Marijuana, Hash Oil, or Hashish (35-48-4-10)	0	4	5	59
Dealing Paraphernalia (35-48-4-8.2)	0	0	0	1
Dealing Sched V Controlled Substance (35-48-4-4)	0	0	0	2
Dealing Subs. Represent as Cntrld Subs. (35-48-4-4.5)	0	0	0	8
Dealing - Sawed-Off Shotgun (35-47-5-4.1)	0	0	0	3
Dispose Solid Waste (13-30-2-1)	0	0	0	1
Dissemination of Matter Harmful to Minor (35-49-3-3)	0	1	1	5
Domestic Battery (35-42-2-1.3)	0	18	2	238
Driving While Intoxicated (9-11-2-3)	1	16	39	281
Driving While Intoxicated/Injury (9-11-2-4)	0	0	0	1
Driving While Suspended/Oper Veh HTV (9-30-19-16)	0	0	0	6
Driving While Suspended/Restricted (9-24-18-5)	0	0	1	2
Dump Controlled Substance Waste (38-48-4-4.1)	0	0	0	1
Exploit Endangered Adult (35-46-1-12)	0	0	1	0
Failure to Appear (35-44-3-6)	0	0	1	6
Failure to Register as a Sex Offender (5-2-12-9)	0	10	2	110
Failure to Remit Money (6-3-4-8)	0	0	0	0
Failure to Remit Sales Tax (6-2.5-9-3)	0	0	0	1
Failure to Return to Lawful Detention (35-44-3-5)	4	11	29	113
Failure to Warn Comm Disease (35-42-1-9)	0	0	0	1
False Reporting (35-44-2-2)	0	0	0	2
Forged Prescription (16-6-8-3)	0	0	1	0
Forgery (35-43-5-2)	0	0	5	10
Fraud (35-43-5-4)	2	5	23	38
Ghost Employment (35-44-2-4)	0	0	0	0
Handgun Violation (35-47-2-1)	0	0	0	3
Hazardous Waste Activities (13-30-6-3)	0	0	0	0
Home Improvement Fraud (35-43-6-12)	0	0	0	1
Home Improvement Fraud/Enhanced (35-43-6-13)	0	0	0	1
Identity Deception (35-43-5-3.5)	2	1	22	27
Illegal Possession of Firearm - Prior Felon (35-47-4-4)	0	0	0	0
Illegal Possession of VIN Plate (9-18-8-15)	0	0	0	0
Impersonation of a Public Servant (35-44-2-3)	0	0	0	1
Incest (35-46-1-3)	0	0	0	0
Income Tax Evasion (6-3-6-11)	0	0	0	0
Intimidation (35-45-2-1)	0	7	5	106
Invasion of Privacy (35-46-1-15.1)	0	3	1	37
Involuntary Manslaughter (35-42-1-4)	0	0	0	0

CLASS D (Cont.)

THE NUMBER OF FELONS

	This Month		This Fiscal Year	
	Female	Male	Female	Male
Leaving Scene of Accident (9-4-1-42)	0	0	0	2
Loan Sharking (35-45-7-2)	0	0	0	0
Maintaining a Common Nuisance (35-48-4-13)	3	7	30	48
Manufacture Paraphernalia (35-48-4-8.1)	0	0	0	0
Medicaid Fraud (35-43-5-7.1)	0	0	0	0
Moving Body from Scene of Death (36-2-14-17)	0	0	0	1
Neglect of a Dependent (35-46-1-4)	2	2	44	21
Non-Support of a Child (35-46-1-5)	2	7	12	131
Non-Support of a Spouse (35-46-1-6)	0	0	0	0
Obscene Performance (35-49-3-2)	0	0	0	1
Obstruction of Justice (35-44-3-4)	0	0	0	2
Operating Vehicle-Habitual Violation (9-30-10-16)	1	13	15	187
Operating Vehicle Intoxicated (9-11-2-3)	0	0	0	0
Operating Vehicle Intoxicated-Endanger (9-30-5-2)	2	7	12	39
Operating Vehicle Intoxicated-Injury (9-22-2-4)	0	2	4	24
Operating Vehicle Intoxicated-Prior (9-30-5-3)	6	50	85	581
Operating Vehicle Intoxicated-Ser Injury (9-30-5-4)	0	0	0	0
Perjury (35-44-2-1)	0	0	0	2
Pointing a Firearm (35-47-4-3)	0	1	0	16
Poisoning (35-45-3-1)	0	0	0	0
Possession of Cocaine or Narcotic Drug (35-48-4-6)	15	41	147	600
Possession of Controlled Substance (35-48-4-7)	12	23	95	209
Possession of Controlled Substance Tax (6-7-3-11)	0	0	0	18
Poss. of Marijuana, Hash Oil, or Hashish (35-48-4-11)	2	27	29	372
Possession of Marijuana Subst Tax (6-7-3-11)	0	0	0	0
Possession of Methamp Subst Tax (6-7-3-11-B)	3	7	16	54
Possession of Paraphernalia (35-48-4-8.3)	4	4	61	71
Possession of Precursors (35-48-4-14.5)	0	5	12	58
Possession of Presc/Aleg Drug (35-48-3-9)	0	1	2	10
Possession/Use of Legend Drug (16-42-19-13)	0	1	2	9
Possession - Firearm-School Property (35-47-9-2)	0	0	0	0
Possession - Handgun w/o License (35-47-2-23)	0	0	0	2
Possession - Sawed-Off Shotgun (35-47-5-4.1)	0	0	0	0
Possession - Syringe/Needle (16-42-19-18)	0	1	2	1
Possession Vehicle w/Altered or Removed ID (9-1-5-1)	0	0	0	0
Prescription Fraud (35-43-5-1)	0	2	4	6
Promoting Professional Gambling (35-45-5-4)	0	0	0	0
Prostitution (35-45-4-2)	4	1	103	2

CLASS D (Cont.)

THE NUMBER OF FELONS

	This Month		This Fiscal Year	
	Female	Male	Female	Male
Public Indecency (35-45-4-1)	0	1	1	7
Public Intoxication (7-15-1-3)	0	0	0	0
Rape (35-42-4-1)	0	0	0	0
Residential Entry (35-43-2-1.5)	0	13	13	158
Resisting Law Enforcement (35-44-3-3)	3	31	20	279
Rioting (35-45-1-2)	0	0	0	0
Sale, Dist, or Exhibit of Obscene Material (35-49-3-1)	0	0	0	0
Sale of Legend Drug (16-42-19-11)	0	0	0	2
Sexual Battery (35-42-4-8)	0	7	0	74
Sexual Misconduct (35-44-1-5)	0	0	0	4
Sexual Misconduct with a Minor (35-42-4-9)	0	4	0	26
Sex Offender Residency Restrictions (35-42-4-11)	0	1	0	3
Stalking (35-45-10-5)	0	1	0	9
Strangulation (35-42-2-9)	0	17	0	106
Theft, Receiving Stolen Property (35-43-4-2)	41	147	457	1686
Trafficking with an Inmate (35-44-3-9)	0	0	1	0
Unlawful Delivery of Confiscated Firearm (35-47-3-4)	0	0	0	0
Unlawful Use of Body Armor (35-47-5-13)	0	0	0	0
Unlawful Use of Stun Gun (35-47-8-5)	0	0	0	0
Use of Stun Gun (35-47-8-5)	0	0	0	0
Uttering Forged Prescription (16-42-19-26)	0	0	0	0
Vicarious Sexual Gratification (35-42-4-5)	0	0	1	10
Violation-1935 Firearms (35-47-5-4.1)	0	0	0	5
Violation of Custody Order (35-42-3-4)	0	0	0	1
Visit Place Unlawfully Selling Alcohol (7.1-5-10-21)	0	0	0	0
Vote in Other Precinct (3-14-2-11)	0	0	0	0
Voyeurism (35-45-4-5)	0	0	0	2
Welfare Fraud (35-43-5-7)	0	0	1	1
Sub-Total	121	585	1,449	6,911
HABITUAL OFFENSES:				
Habitual Offender (35-50-2-8)	0	0	0	3
Habitual Offender Controlled Substance (35-50-2-10)	0	0	0	1
Habitual Offender Substance Abuse (35-50-2-10)	0	0	0	6
Habitual Offender Traffic Laws (9-30-10-4)	0	1	0	2
Sub-Total	0	1	0	12
GRAND TOTAL NUMBER OF OFFENSES	212	1,342	2,461	15,441

Note: Offense data may not be available for all offenders at the time this table was prepared.
 The original committing offenses for technical parole violators and technical Community Transition Program violators are reported on this table.

Source: SAS - admoffenses7.pgm

Indiana Department Of Correction

Table 11

The Number of Adult New Commitments, By County Fiscal Year 2007-2008

<u>County</u>	<u>Adult Male</u>	<u>Adult Female</u>	<u>Total</u>	<u>County</u>	<u>Adult Male</u>	<u>Adult Female</u>	<u>Total</u>	<u>County</u>	<u>Adult Male</u>	<u>Adult Female</u>	<u>Total</u>
Adams	36	6	42	Hendricks	168	37	205	Pike	4	1	5
Allen	700	132	832	Henry	81	23	104	Porter	40	5	45
Bartholomew	114	29	143	Howard	61	10	71	Posey	31	9	40
Benton	8	0	8	Huntington	173	36	209	Pulaski	9	1	10
Blackford	9	3	12	Jackson	56	12	68	Putnam	87	11	98
Boone	52	5	57	Jasper	38	3	41	Randolph	15	1	16
Brown	13	5	18	Jay	26	4	30	Ripley	28	5	33
Carroll	51	9	60	Jefferson	55	7	62	Rush	44	9	53
Cass	33	4	37	Jennings	75	15	90	St. Joseph	309	35	344
Clark	100	12	112	Johnson	269	66	335	Scott	80	18	98
Clay	31	5	36	Knox	25	1	26	Shelby	97	32	129
Clinton	21	1	22	Kosciusko	101	10	111	Spencer	16	1	17
Crawford	22	6	28	LaGrange	42	8	50	Starke	67	5	72
Daviess	14	3	17	Lake	447	20	467	Steuben	28	3	31
Dearborn	130	32	162	LaPorte	75	11	86	Sullivan	40	7	47
Decatur	42	10	52	Lawrence	39	11	50	Switzerland	5	3	8
DeKalb	29	3	32	Madison	316	63	379	Tippecanoe	176	20	196
Delaware	195	33	228	Marion	4,059	747	4,806	Tipton	3	0	3
Dubois	28	2	30	Marshall	70	16	86	Union	29	7	36
Elkhart	538	62	600	Martin	1	0	1	Vanderburgh	376	67	443
Fayette	47	13	60	Miami	44	9	53	Vermillion	12	7	19
Floyd	46	7	53	Monroe	99	17	116	Vigo	165	25	190
Fountain	31	4	35	Montgomery	70	16	86	Wabash	79	23	102
Franklin	46	14	60	Morgan	37	6	43	Warren	5	0	5
Fulton	24	2	26	Newton	9	5	14	Warrick	18	3	21
Gibson	36	11	47	Noble	125	17	142	Washington	39	5	44
Grant	108	14	122	Ohio	8	0	8	Wayne	313	69	382
Greene	36	8	44	Orange	15	3	18	Wells	33	11	44
Hamilton	205	33	238	Owen	31	3	34	White	29	7	36
Hancock	51	12	63	Parke	28	3	31	Whitley	25	3	28
Harrison	66	13	79	Perry	29	3	32	Unknown*	<u>25</u>	<u>5</u>	<u>30</u>
Total									11,761	2,073	13,834

Numbers include only new and recommitments. Parole violators and other return types are not included.

*Unknown=offenders who were sentenced to DOC, but no sentence information was available.

Source:
OIS Admissions Extract Files

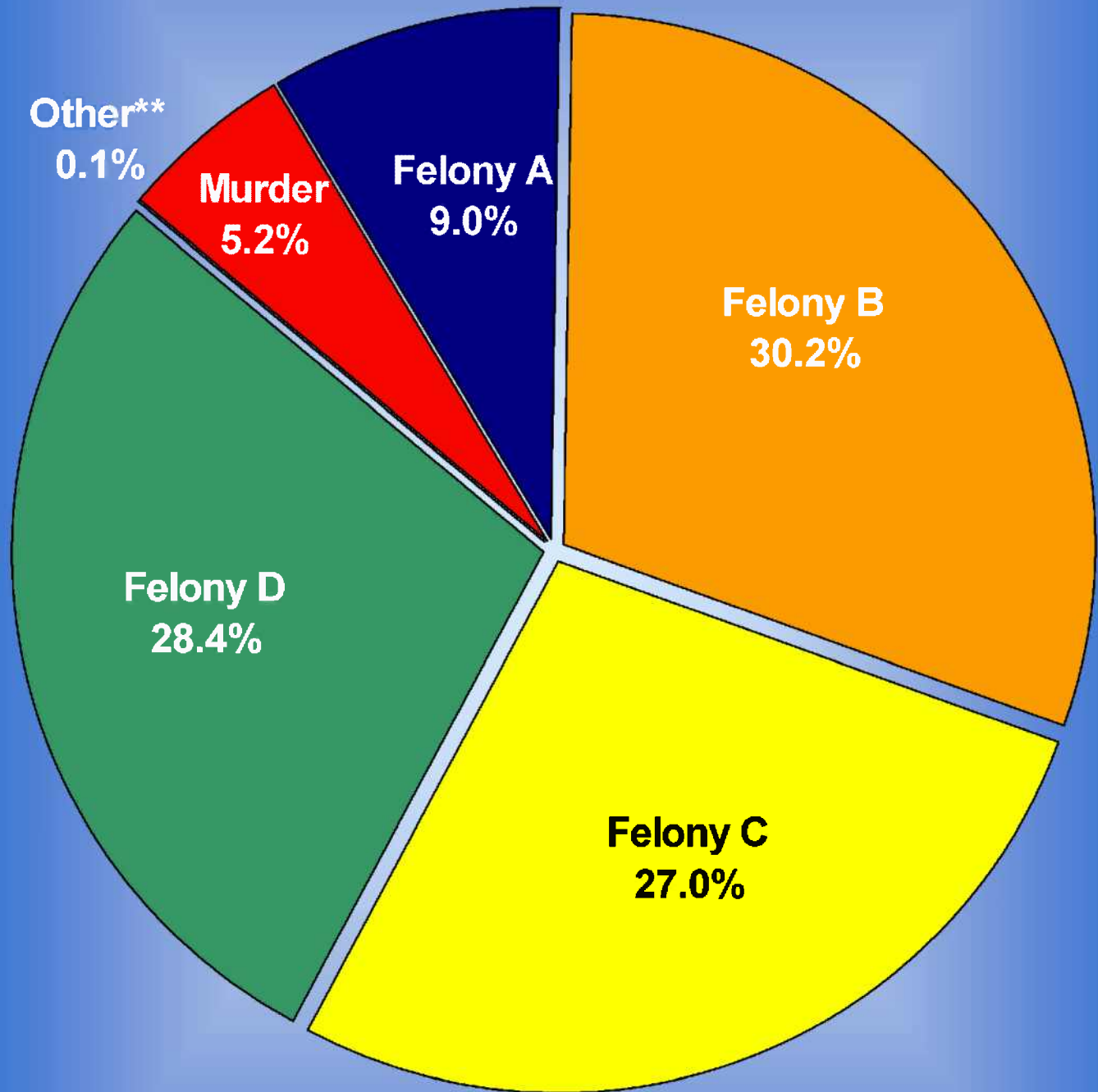
Indiana Department of Correction

Graph A

Female Population by Most Serious Offense Felony Level*

July 1, 2008

N = 2,378



* (Includes Offenders Held in County Jails and Contracted Beds)

** Other includes Safekeepers, Predisposition, Habitual Offenders, Misdemeanors, and Unknown

Indiana Department of Correction

Graph B

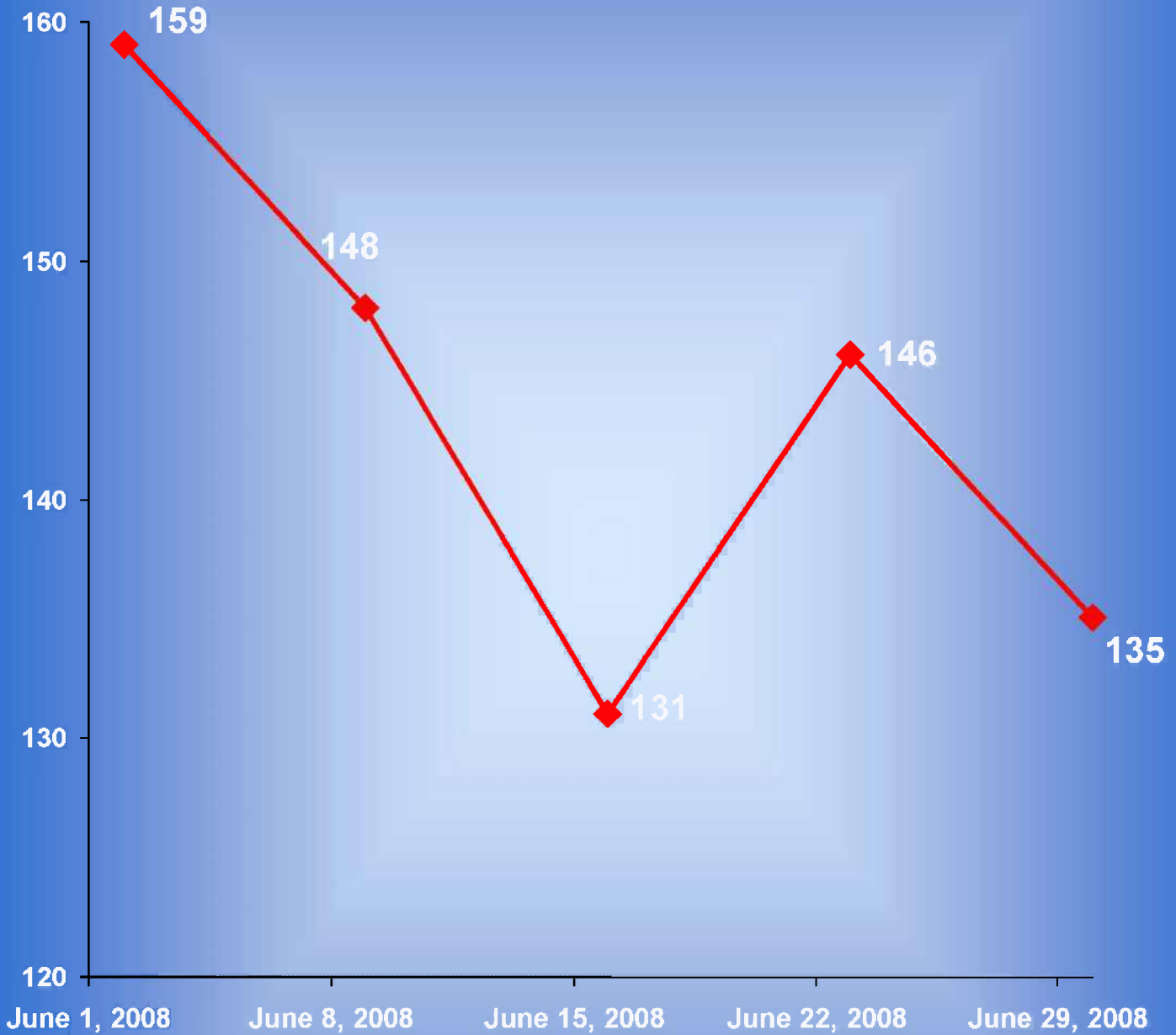
Average Daily Adult Female Offender Populations
Fiscal Year 2008



Indiana Department of Correction

Graph C

Adult Females Held in County Jails June 2008



- Offenders held in county jails are newly sentenced offenders with completed court documents who are awaiting transfer to a DOC facility.

- Jail counts are a dynamic number that are affected by a variety of factors, including; sentencing trends, available DOC beds, and intake process completion.

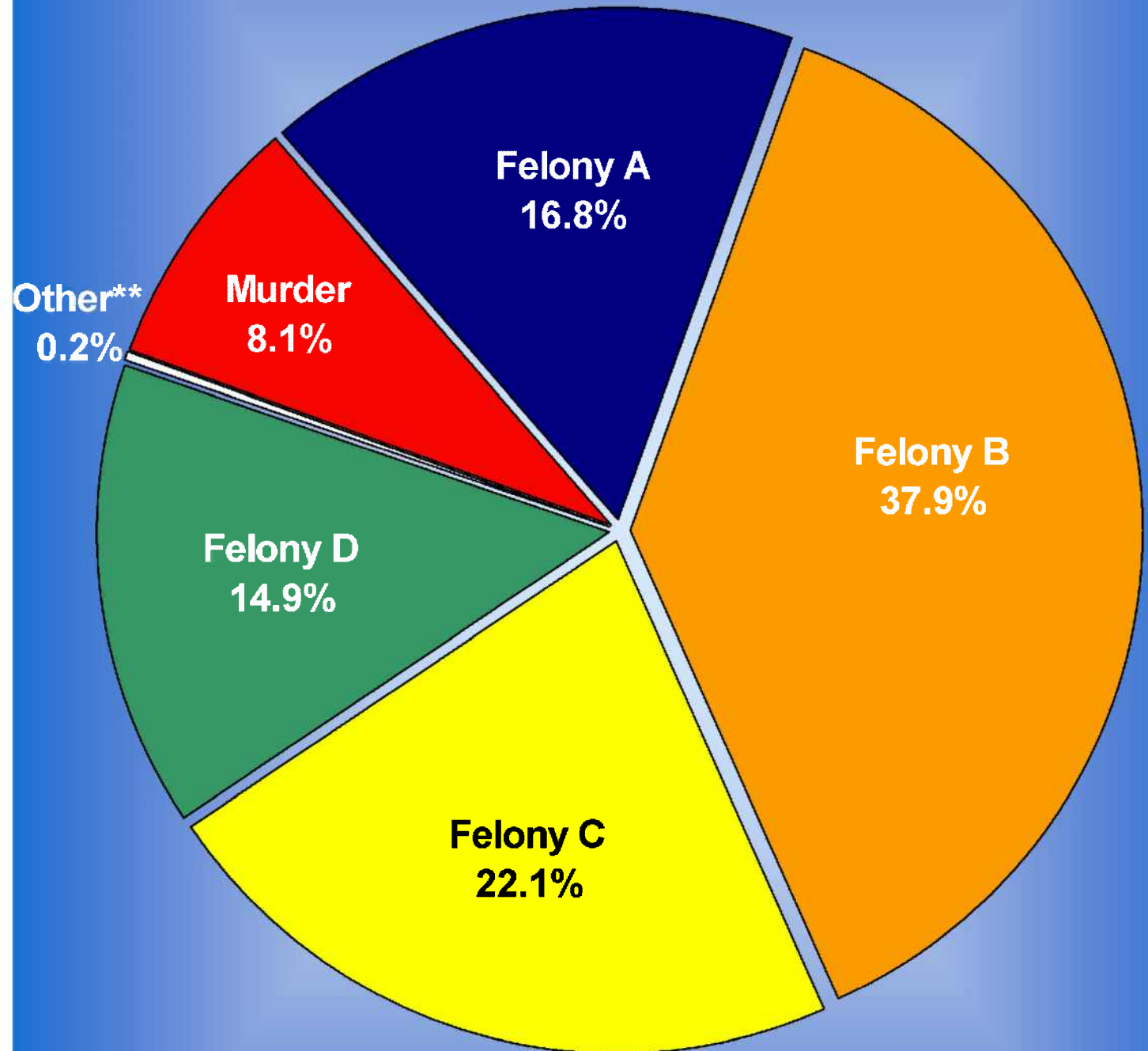
Indiana Department of Correction

Graph D

Male Population by Most Serious Offense Felony Level*

July 1, 2008

N = 25,034



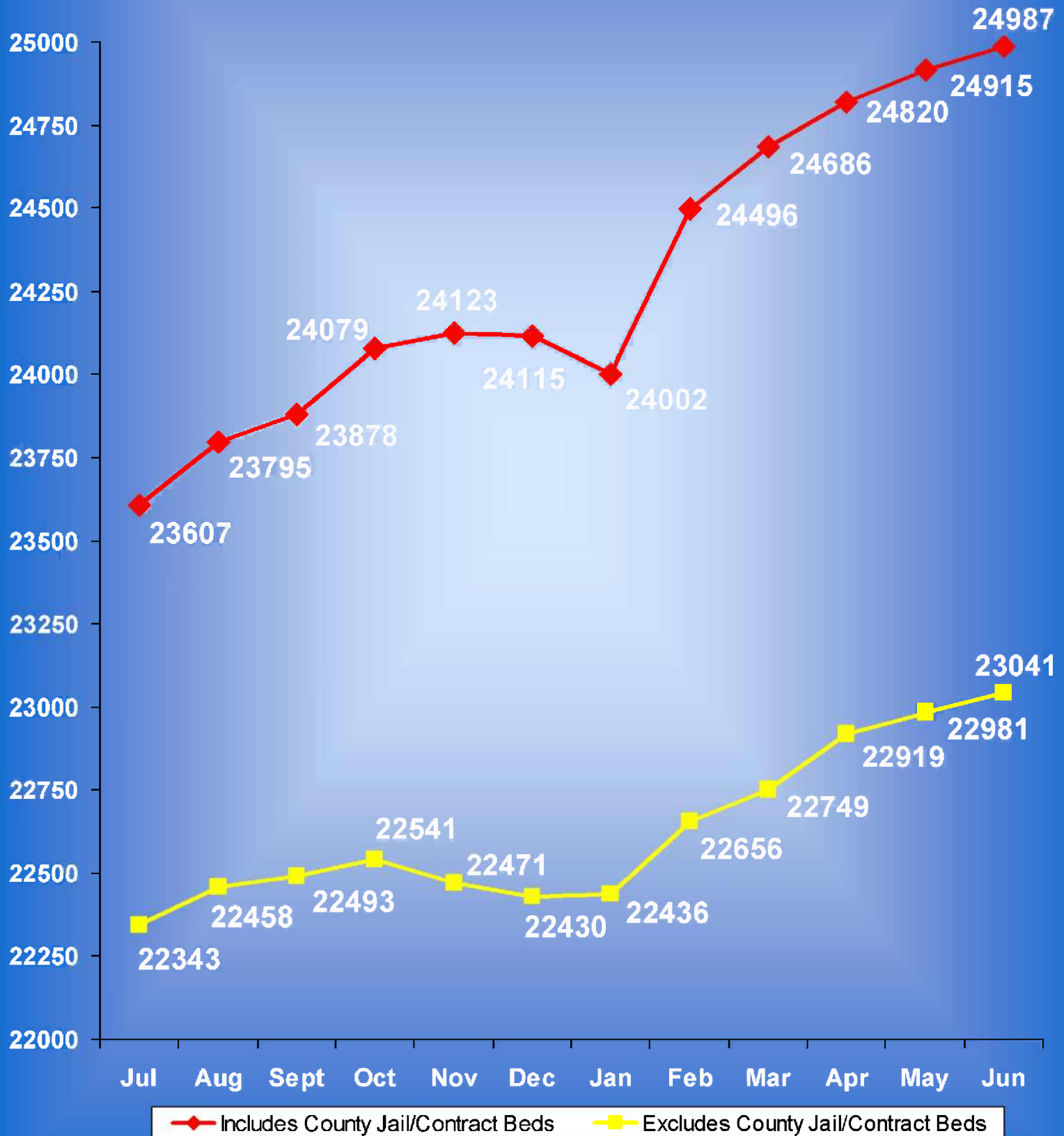
* (Includes Offenders Held in County Jails and Contracted Beds)

** *Other* includes Safekeepers, Predisposition, Habitual Offenders, Misdemeanors, and Unknown

Indiana Department of Correction

Graph E

Average Daily Adult Male Offender Populations Fiscal Year 2008

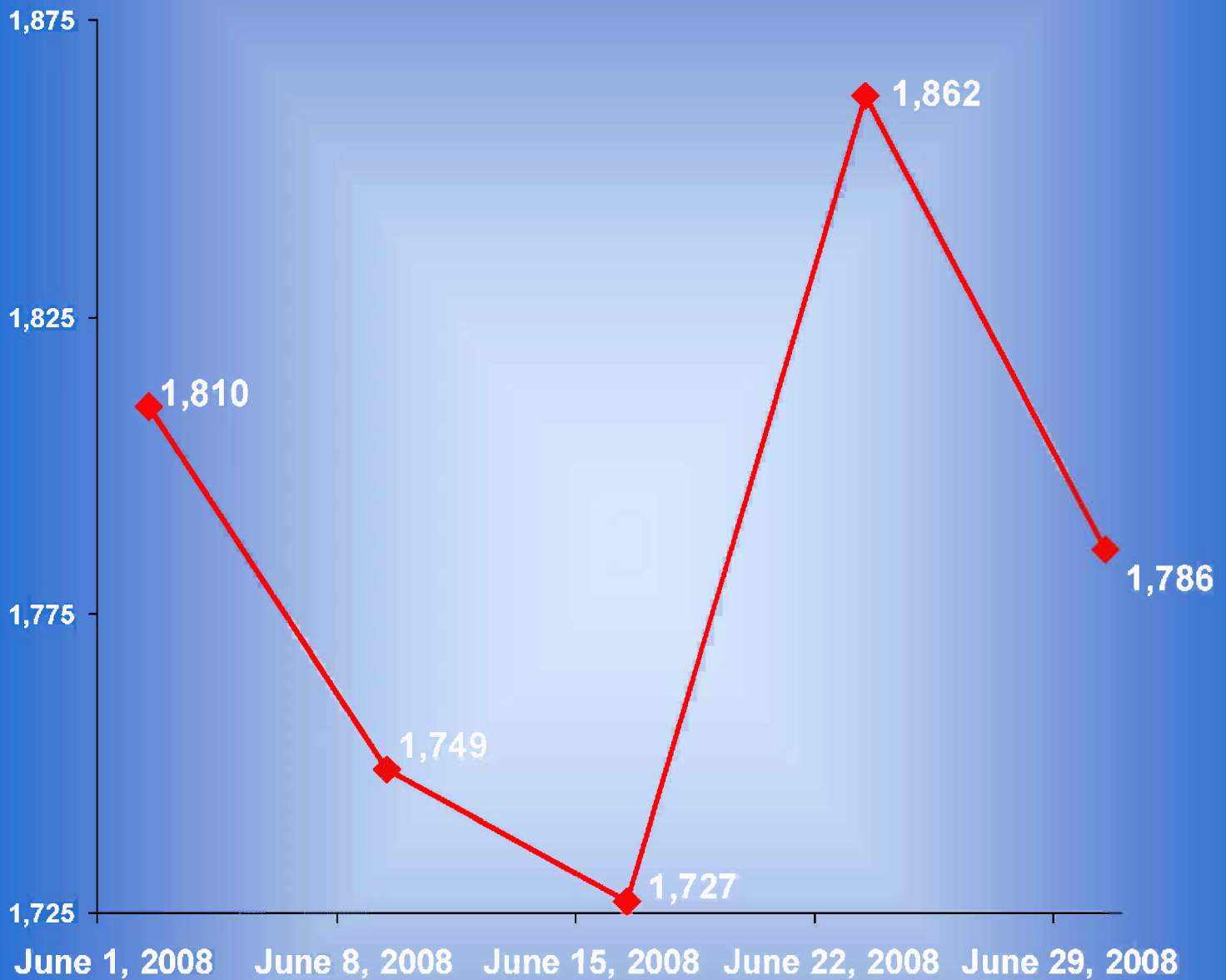


Indiana Department of Correction

Graph F


Adult Males Held in County Jails

June 2008



- Offenders held in county jails are newly sentenced offenders with completed court documents who are awaiting transfer to a DOC facility.

- Jail counts are a dynamic number that are affected by a variety of factors, including; sentencing trends, available DOC beds, and intake process completion.



Juvenile Offender Statistics



Indiana Department Of Correction
Table 12
Monthly Facility Admissions and Releases

Juvenile Offenders
June 2008

Admissions of All Juvenile Males

New Commitment	Re- Commitment	Parolee Returned	Return From Escape	Diagnostics/ Walk-Thrus
66	13	6	0	3

Releases of All Juvenile Males

Discharge	Parole	Escape	Diagnostics/ Walk-Thrus
34	49	0	4

Admissions of All Juvenile Females

New Commitment	Re- Commitment	Parolee Returned	Return From Escape	Diagnostics/ Walk-Thrus
9	1	1	0	1

Releases of All Juvenile Females

Discharge	Parole	Escape	Diagnostics/ Walk-Thrus
8	10	0	1

Sources:
 SAS - mnthadm4.pgm
 SAS - mnthext4.pgm

Indiana Department Of Correction
Table 13
The Number of Juvenile New Commitments, By County
Fiscal Year 2007-2008

Juvenile			Juvenile			Juvenile					
<u>County</u>	<u>Male</u>	<u>Female</u>	<u>Total</u>	<u>County</u>	<u>Male</u>	<u>Female</u>	<u>Total</u>	<u>County</u>	<u>Male</u>	<u>Female</u>	<u>Total</u>
Adams	8	0	8	Hendricks	31	8	39	Pike	0	0	0
Allen	40	6	46	Henry	3	1	4	Porter	9	0	9
Bartholomew	11	2	13	Howard	12	2	14	Posey	2	0	2
Benton	1	1	2	Huntington	6	1	7	Pulaski	0	0	0
Blackford	6	0	6	Jackson	1	0	1	Putnam	1	0	1
Boone	5	1	6	Jasper	6	1	7	Randolph	1	3	4
Brown	1	0	1	Jay	1	1	2	Ripley	3	0	3
Carroll	3	3	6	Jefferson	0	0	0	Rush	3	1	4
Cass	5	1	6	Jennings	4	0	4	St. Joseph	112	6	118
Clark	1	0	1	Johnson	7	1	8	Scott	2	0	2
Clay	3	0	3	Knox	6	0	6	Shelby	13	8	21
Clinton	11	0	11	Kosciusko	15	10	25	Spencer	0	0	0
Crawford	0	0	0	LaGrange	6	0	6	Starke	1	2	3
Daviess	1	0	1	Lake	78	14	92	Steuben	10	1	11
Dearborn	5	3	8	LaPorte	27	7	34	Sullivan	3	0	3
Decatur	2	1	3	Lawrence	3	0	3	Switzerland	0	0	0
DeKalb	1	0	1	Madison	18	4	22	Tippecanoe	22	5	27
Delaware	6	2	8	Marion	110	17	127	Tipton	0	0	0
Dubois	4	0	4	Marshall	6	2	8	Union	1	0	1
Elkhart	64	8	72	Martin	0	0	0	Vanderburgh	44	7	51
Fayette	2	0	2	Miami	3	0	3	Vermillion	0	0	0
Floyd	7	1	8	Monroe	2	2	4	Vigo	7	1	8
Fountain	5	0	5	Montgomery	9	3	12	Wabash	6	1	7
Franklin	0	1	1	Morgan	13	7	20	Warren	0	0	0
Fulton	4	0	4	Newton	0	0	0	Warrick	2	1	3
Gibson	6	0	6	Noble	5	5	10	Washington	1	0	1
Grant	3	1	4	Ohio	1	0	1	Wayne	11	3	14
Greene	2	4	6	Orange	0	0	0	Wells	5	0	5
Hamilton	2	0	2	Owen	1	0	1	White	0	0	0
Hancock	4	0	4	Parke	0	0	0	Whitley	2	1	3
Harrison	3	0	3	Perry	2	0	2				
								Total	853	161	1,014

Numbers include only new and recommitments. Parole violators and other return types are not included.

Source:
JDS Admissions Extract Files

Indiana Department of Correction
Table 14
The Total Number of Committing Offenses for Juveniles
Committed to the Indiana Department of Correction

June 2008

OFFENSE (Citation Code)	THE NUMBER OF OFFENSES			
	This Month		This Fiscal Year	
	<u>Female</u>	<u>Male</u>	<u>Female</u>	<u>Male</u>
LEVEL I				
Aggravated Battery (35-42-2-1.5)	0	0	0	1
Arson (35-43-1-1)	0	2	1	10
Battery (35-42-2-1)	1	3	6	31
Battery by Bodily Waste (35-42-2-6)	0	0	1	1
Burglary (35-43-2-1)	0	0	0	3
Carjacking (35-42-5-2)	0	0	0	3
Carrying Handgun w/o License (35-47-2-1)	0	0	1	6
Changing, Altering, Removing, Obliterating ID of Handgun (35-47-2-18)	0	0	0	0
Child Exploitation (35-42-4-4)	0	0	0	0
Child in Possession of Handgun (35-47-10-5)	0	0	0	6
Child Molesting (35-42-4-3)	0	6	1	61
Child Seduction (35-42-4-7)	0	0	0	0
Child Selling (35-46-1-4)	0	0	0	0
Child Solicitation (35-42-4-6)	0	0	0	0
Consumer Product Tampering (35-45-8-3)	0	0	0	0
Criminal Confinement (35-42-3-3)	0	0	1	7
Criminal Gang Intimidation (35-45-9-4)	0	0	0	0
Criminal Deviate Conduct (35-42-4-2)	0	0	0	1
Criminal Recklessness (35-42-2-2)	0	0	5	13
Dealing in a Sawed-Off Shotgun (35-47-5-4.1)	0	0	0	0
Driving While Intoxicated Resulting in Death (9-30-5-5)	0	0	0	0
False, Altering Handgun License (35-47-2-22)	0	0	0	1
False Application for Handgun (35-47-2-8)	0	0	0	0
Feticide (35-42-1-6)	0	0	0	0
Handgun, False Information (35-47-2-17)	0	0	0	0
Incest (35-46-1-3)	0	0	0	0
Interference with Custody (35-42-3-4)	0	0	0	0
Intimidation (35-45-2-1)	0	1	1	6
Involuntary Manslaughter (35-42-1-4)	0	0	0	0
Kidnapping (35-42-3-2)	0	0	0	0
Murder (35-42-1-1)	0	0	0	2
Neglect of a Dependent (35-46-1-4)	0	0	0	0
Operation of a Machine Gun/Hurling a Bomb (35-47-5-9)	0	0	0	0
Overpass Mischief (35-42-2-5)	0	0	0	0
Pointing a Firearm (35-47-4-3)	0	0	0	1
Possession of Firearm on School Property (35-47-9-2)	0	0	0	2
Possession of a Machine Gun or Bomb (35-47-5-9)	0	0	0	0
Rape (35-42-4-1)	0	0	0	0
Reckless Homicide (35-42-1-5)	0	0	0	0
Resisting Law Enforcement (35-44-3-3)	0	0	0	0
Robbery (35-42-5-1)	0	3	1	47

LEVEL I (Cont.)

THE NUMBER OF OFFENSES

	This Month		This Fiscal Year	
	<u>Female</u>	<u>Male</u>	<u>Female</u>	<u>Male</u>
Sell, Manufacture, Possess, Purchase Explosive (35-47-5-1)	0	0	0	0
Sell, Transfer, HIV Blood (35-42-1-7)	0	0	0	0
Selling, Transferring, Giving Handgun to Under 18 (35-47-2-7)	0	0	0	0
Sexual Battery (35-42-4-8)	0	0	0	9
Sexual Misconduct (35-44-1-5)	0	0	0	0
Sexual Misconduct with a Minor (35-42-4-9)	0	0	0	0
Stalking (35-45-10-5)	0	0	0	1
Strangulation (35-42-2-9)	0	0	1	1
Unlawful Delivery of Confiscated Firearm (35-47-3-4)	0	0	0	0
Unlawful Use of Body Armor (35-47-5-13)	0	0	0	0
Unlawful Use of Stun Gun (35-47-8-5)	0	0	0	0
Vicarious Sexual Gratification (35-42-4-5)	0	0	0	0
Voluntary Manslaughter (35-42-1-3)	<u>0</u>	<u>0</u>	<u>0</u>	<u>1</u>
Sub-Total	1	15	19	214

LEVEL II

Assisting a Criminal (35-44-3-2)	0	0	0	2
Chinese Throwing Star (35-47-5-12)	0	0	0	0
Criminal Gang Activity (35-45-9-3)	0	0	0	0
Criminal Recklessness (35-42-2-2)	0	1	0	6
Dealing Anabolic Steroid (16-42-19-27)	0	0	0	0
Dealing in a Schedule I, II, or III Controlled Substance (35-48-4-2)	0	0	1	4
Dealing in a Schedule IV Controlled Substance (35-48-4-3)	0	0	0	0
Dealing in a Schedule V Controlled Substance (35-48-4-4)	0	0	0	1
Dealing in a Substance Represented to be a Controlled Substance (35-48-4-4.5)	0	0	0	0
Dealing in Cocaine or Narcotic Drug (35-48-4-1)	0	0	0	2
Dealing in Marijuana, Hash Oil, or Hashish (35-48-4-10)	0	0	0	1
Delivery of Weapon to Intoxicated Person (35-47-4-1)	0	0	0	0
Escape (35-44-3-5)	0	0	0	0
Escape/Failure to Return to Lawful Detention (35-44-3-5)	0	4	5	10
Interference with Custody (35-42-3-4)	0	0	0	0
Intimidation (35-45-2-1)	1	3	7	43
Knife with Automatic Blade (35-47-5-2)	0	0	1	4
Loan Sharking (35-45-7-2)	0	0	0	0
Maintaining a Common Nuisance (35-48-4-13)	0	0	0	1
Manufacture, Distribution, Possession of a Substance Represented to be a Controlled Substance (35-48-4-4.6)	0	0	0	0
Neglect of a Dependent (35-46-1-4)	0	0	0	0
Possession of a Controlled Substance (35-48-4-7)	0	3	5	18
Promoting Prostitution (35-45-4-4)	0	0	0	0
Purchase, Possession or Sale of Stun Gun (35-47-8-5)	0	0	0	0
Resisting Law Enforcement (35-44-3-3)	0	3	1	17
Rioting with a Deadly Weapon (35-45-1-2)	0	0	0	0
Sale, Possession, Use of Legend Drug (16-42-19-27)	0	0	0	0
Sexual Misconduct with a Minor (35-42-4-9)	0	0	0	0
Stalking (35-45-10-5)	0	0	0	0
Trafficking with an Inmate (35-44-3-9)	0	0	0	0
Use of Stun Gun in Commission of a Crime (35-47-8-5)	<u>0</u>	<u>0</u>	<u>0</u>	<u>0</u>
Sub-Total	1	14	20	109

THE NUMBER OF OFFENSES

LEVEL III	This Month		This Fiscal Year	
	<u>Female</u>	<u>Male</u>	<u>Female</u>	<u>Male</u>
Accident/Failure to Stop (9-26-1-8)	0	0	0	0
Accident, Property Damage with Injury (9-26-1-8)	0	0	0	3
Altering or Damaging Computer (35-43-1-4)	0	0	0	0
Auto Theft, Receiving Stolen Parts (35-43-4-2.5)	0	6	2	62
Battery (35-42-2-1)	3	20	41	167
Bribery (35-44-1-1)	0	0	0	0
Burglary (35-43-2-1)	1	12	9	130
Check Deception (35-43-5-5)	0	0	0	0
Check Fraud (35-43-5-12)	0	0	0	0
Child Exploitation (35-42-4-4)	0	0	0	0
Controlled Substance Registration (35-48-4-14)	0	0	0	0
Conversion (35-43-4-3)	0	7	9	43
Criminal Mischief (35-43-1-2)	1	9	12	116
Criminal Recklessness (35-42-2-2)	0	1	0	7
Criminal Trespass (35-43-2-2)	0	7	1	32
Dealing in Altered Property (35-43-4-2.3)	0	0	0	0
Dealing in Marijuana, Hash Oil, or Hashish (35-48-4-10)	0	0	0	3
Dealing in Paraphernalia (35-48-4-8.5)	0	0	0	0
Distribution of Material Harmful to Minor (35-49-3-3)	0	0	0	0
Escape/Failure to Return to Lawful Detention (35-44-3-5)	2	6	14	46
Failure to Appear (35-44-3-6)	0	0	0	0
False Reporting (35-44-2-2)	0	0	2	4
Forgery (35-43-5-2)	0	0	0	2
Fraud (35-43-5-4)	0	3	1	6
Fraud on Financial Institution (35-45-5-8)	0	0	0	0
Home Improvement Fraud (35-43-6-13)	0	0	0	0
Interference with Custody (35-42-3-4)	0	0	0	0
Interference with Reporting Crime (35-42-2-5)	0	0	1	1
Invasion of Privacy (35-46-1-15.1)	0	0	0	0
Manufacture of Paraphernalia (35-48-4-8.1)	0	0	0	0
Nonsupport of Child (35-46-1-5)	0	0	0	0
Nonsupport of Spouse (35-46-1-6)	0	0	0	0
Obscene Performance (35-49-3-1)	0	0	0	0
Obstructing Fireman (35-44-3-8)	0	0	0	0
Obstructing Traffic (35-42-2-4)	0	0	0	0
Obstruction of Justice (35-44-3-4)	0	0	1	0
Operating Vehicle After Lifetime Forfeiture (9-30-10-17)	0	0	0	0
Operating Vehicle While Intoxicated (9-30-5-4)	0	0	0	0
Operating Vehicle While Intoxicated with Prior (9-30-5-3)	0	0	0	0

LEVEL III (Cont.)**THE NUMBER OF OFFENSES**

	This Month		This Fiscal Year	
	Female	Male	Female	Male
Patronizing a Prostitute (35-45-4-3)	0	0	0	0
Perjury (35-44-2-1)	0	0	0	1
Possession of Cocaine or Narcotic Drug (35-48-4-6)	0	1	1	15
Possession of Marijuana, Hash Oil, or Hashish (35-48-4-11)	0	0	0	3
Possession of Paraphernalia (35-48-4-8.3)	1	0	1	1
Professional Gambling (35-45-5-3)	0	0	0	0
Profiting from Adoption (35-46-1-9)	0	0	0	0
Promoting Professional Gambling (35-45-5-4)	0	0	0	0
Promoting Prostitution (35-45-4-4)	0	0	0	0
Prostitution (35-45-4-2)	0	0	0	0
Public Indecency (35-45-4-1)	0	0	0	1
Receiving Stolen Property (35-43-4-2)	0	5	0	37
Residential Entry (35-43-2-1.5)	1	3	1	17
Resisting Law Enforcement (35-44-3-3)	1	11	17	77
Rioting (35-45-1-2)	0	0	0	0
Sale, Possession, Use of Legend Drug (16-42-19-27)	0	0	1	2
Selling, Distributing, Exhibiting Obscene Material (35-49-3-1)	0	0	0	0
Stalking (35-45-10-5)	0	0	0	0
Theft (35-43-4-2)	4	19	34	239
Torture or Mutilation of Animal (35-46-3-12)	0	0	0	0
Trafficking with an Inmate (35-44-3-9)	0	0	0	0
Unauthorized Possession of Prescription Form (35-48-4-14)	0	0	2	0
Voyeurism (35-45-4-5)	0	0	0	0
Welfare Fraud (35-43-5-7)	0	0	0	0
Sub-Total	14	110	150	1015

LEVEL IV

Accident/Failure to Stop (9-26-1-8)	0	1	0	4
Assisting a Criminal (35-44-3-2)	0	0	0	1
Check Deception (35-43-5-5)	0	0	0	0
Common Nuisance, Legend Drug (16-42-19-27)	0	0	0	0
Common Nuisance, Visiting a Building (35-48-4-13)	0	0	1	2
Computer Trespassing (35-43-2-3)	0	0	0	0
Counterfeiting a Driver's License (9-24-18-7)	0	0	0	0
Counterfeiting Auto Registration (9-18-2-42)	0	0	0	0
Curfew Violation (31-37-2-5)	0	0	0	5
Deception (35-43-5-3)	0	0	0	0
Disorderly Conduct (35-45-1-3)	0	8	17	38
Dissemination of Material Harmful to Minor (35-49-3-3)	0	0	0	0
Driving with Suspended License (9-24-19-2)	0	0	0	0
Failure to Appear (35-44-3-6)	0	0	0	0
Failure to Disclose Recruitment (35-46-4-4)	0	0	0	0
Failure to Respond to Summons (35-44-3-6.5)	0	0	0	0
False Auto Registration (9-18-2-44)	0	0	0	0
False Informing (35-44-2-2)	0	2	4	17
Flag Desecration (35-45-1-4)	0	0	0	0

LEVEL IV (Cont.)

THE NUMBER OF OFFENSES

	This Month		This Fiscal Year	
	<u>Female</u>	<u>Male</u>	<u>Female</u>	<u>Male</u>
Glue Sniffing (35-46-6-2)	0	0	0	2
Habitual Disobedience of Parent, Guardian, or Custodian (Incorrigible) (31-37-2-4)	1	3	9	18
Harassment (35-45-2-2)	0	0	0	0
Home Improvement Fraud (35-43-6-12)	0	0	0	0
Illegal Consumption of Alcohol (7.1-5-7-7)	0	2	8	28
Illegal Possession of Alcohol (7.1-5-7-7)	0	2	0	19
Impairment of ID Number (35-43-7-4)	0	0	0	0
Interference with Custody (35-42-3-4)	0	0	0	0
Interfering with Law Enforcement Animal (35-46-3-11)	0	0	0	0
Invasion of Privacy (35-46-1-15.1)	0	0	0	1
Leaving Home w/o Permission of Parent, Guardian or Custodian (Runaway) (31-37-2-2)	3	8	36	42
Nitrous Oxide Distribution (35-46-6-3)	0	0	0	0
Obscene Performance (35-49-3-1)	0	0	0	0
Obstructing Medical Emergency (35-44-3-8.5)	0	0	0	0
Obstructing Traffic (35-42-2-4)	0	0	0	0
Operating Vehicle While Intoxicated (9-30-5-2)	0	0	2	8
Operating Vehicle While Intoxicated/Cntrld Sub (9-30-5-1)	0	0	1	1
Operating Vehicle w/o License (9-24-18-1)	0	2	4	19
Operating Vehicle w/o Proof of Financial (9-25-8-2)	0	0	0	0
Operating Vehicle w/o Registration/Plates (9-18-2-43)	0	0	0	0
Possession of Marijuana, Hash Oil, or Hashish (35-48-4-11)	1	7	6	84
Possession of Paraphernalia (35-48-4-8.3)	0	1	3	18
Possession of Substance Represented to be a Controlled Substance (35-48-4-4.6)	0	0	0	1
Possession, Purchase, Accepting Tobacco (35-46-1-10.5)	0	0	0	0
Probation Violation	1	16	43	209
Public Intoxication (7.1-5-1-3)	0	1	3	18
Receiving Unidentified Property (35-43-7-5)	0	0	0	0
Reckless Driving (9-21-8-52)	0	0	0	3
Refusal to Aid Officer (35-44-3-7)	0	0	0	0
Selling, Distributing, Exhibiting Obscene Material (35-49-3-1)	0	0	0	0
Tattooing a Minor (35-42-2-7)	0	0	0	1
Torture, Kill, Mutilate an Animal (35-46-3-12)	0	1	0	1
Unauthorized Possession of Prescription (35-48-4-14)	0	0	0	0
Unlawful Entry of Motor Vehicle (35-43-4-2.7)	0	1	0	13
Unlawful Gambling (35-45-5-2)	0	0	0	0
Vending Machine Vandalism (35-43-4-7)	0	0	0	0
Violation of Compulsory School Attendance Law (Truancy) (31-37-2-3)	0	2	9	33
Violation Home Detention	0	0	0	2
Violation Suspended Commitment to DOC	0	4	17	45
Voyeurism (35-45-4-5)	0	0	0	2
Welfare Fraud (35-45-5-7)	<u>0</u>	<u>0</u>	<u>0</u>	<u>0</u>
Sub-Total	6	61	163	635
GRAND TOTAL NUMBER OF OFFENSES	22	200	352	1973

Source: SAS - mnthadm4_by_offense.pgm

Indiana Department of Correction
Table 15
The Number of Juvenile Offenders by Most Serious Offense
Committed to the Indiana Department of Correction

June 2008

MOST SERIOUS OFFENSE (Citation Code)	THE NUMBER OF JUVENILES			
	This Month		This Fiscal Year	
	<u>Female</u>	<u>Male</u>	<u>Female</u>	<u>Male</u>
LEVEL I				
Aggravated Battery (35-42-2-1.5)	0	0	0	1
Arson (35-43-1-1)	0	2	1	9
Battery (35-42-2-1)	1	3	5	28
Battery by Bodily Waste (35-42-2-6)	0	0	1	0
Burglary (35-43-2-1)	0	0	0	3
Carjacking (35-42-5-2)	0	0	0	3
Carrying Handgun w/o License (35-47-2-1)	0	0	0	5
Changing, Altering, Removing, Obliterating ID of Handgun (35-47-2-18)	0	0	0	0
Child Exploitation (35-42-4-4)	0	0	0	0
Child in Possession of Handgun (35-47-10-5)	0	0	0	4
Child Molesting (35-42-4-3)	0	4	1	47
Child Seduction (35-42-4-7)	0	0	0	0
Child Selling (35-46-1-4)	0	0	0	0
Child Solicitation (35-42-4-6)	0	0	0	0
Consumer Product Tampering (35-45-8-3)	0	0	0	0
Criminal Confinement (35-42-3-3)	0	0	0	3
Criminal Gang Intimidation (35-45-9-4)	0	0	0	0
Criminal Deviate Conduct (35-42-4-2)	0	0	0	1
Criminal Recklessness (35-42-2-2)	0	0	5	11
Dealing in a Sawed-Off Shotgun (35-47-5-4.1)	0	0	0	0
Driving While Intoxicated Resulting in Death (9-30-5-5)	0	0	0	0
False, Altering Handgun License (35-47-2-22)	0	0	0	1
False Application for Handgun (35-47-2-8)	0	0	0	0
Feticide (35-42-1-6)	0	0	0	0
Handgun, False Information (35-47-2-17)	0	0	0	0
Incest (35-46-1-3)	0	0	0	0
Interference with Custody (35-42-3-4)	0	0	0	0
Intimidation (35-45-2-1)	0	1	1	6
Involuntary Manslaughter (35-42-1-4)	0	0	0	0
Kidnapping (35-42-3-2)	0	0	0	0
Murder (35-42-1-1)	0	0	0	2
Neglect of a Dependent (35-46-1-4)	0	0	0	0
Operation of a Machine Gun/Hurling a Bomb (35-47-5-9)	0	0	0	0
Overpass Mischief (35-42-2-5)	0	0	0	0
Pointing a Firearm (35-47-4-3)	0	0	0	0
Possession of Firearm on School Property (35-47-9-2)	0	0	0	2
Possession of a Machine Gun or Bomb (35-47-5-9)	0	0	0	0
Rape (35-42-4-1)	0	0	0	0
Reckless Homicide (35-42-1-5)	0	0	0	0
Resisting Law Enforcement (35-44-3-3)	0	0	0	0
Robbery (35-42-5-1)	0	3	1	41

LEVEL I (Cont.)

THE NUMBER OF JUVENILES

	This Month		This Fiscal Year	
	Female	Male	Female	Male
Sell, Manufacture, Possess, Purchase Explosive (35-47-5-1)	0	0	0	0
Sell, Transfer, HIV Blood (35-42-1-7)	0	0	0	0
Selling, Transferring, Giving Handgun to Under 18 (35-47-2-7)	0	0	0	0
Sexual Battery (35-42-4-8)	0	0	0	5
Sexual Misconduct (35-44-1-5)	0	0	0	0
Sexual Misconduct with a Minor (35-42-4-9)	0	0	0	0
Stalking (35-45-10-5)	0	0	0	1
Strangulation (35-42-2-9)	0	0	1	1
Unlawful Delivery of Confiscated Firearm (35-47-3-4)	0	0	0	0
Unlawful Use of Body Armor (35-47-5-13)	0	0	0	0
Unlawful Use of Stun Gun (35-47-8-5)	0	0	0	0
Vicarious Sexual Gratification (35-42-4-5)	0	0	0	0
Voluntary Manslaughter (35-42-1-3)	<u>0</u>	<u>0</u>	<u>0</u>	<u>1</u>
Sub-Total	1	13	16	175

LEVEL II

Assisting a Criminal (35-44-3-2)	0	0	0	2
Chinese Throwing Star (35-47-5-12)	0	0	0	0
Criminal Gang Activity (35-45-9-3)	0	0	0	0
Criminal Recklessness (35-42-2-2)	0	0	0	3
Dealing Anabolic Steroid (16-42-19-27)	0	0	0	0
Dealing in a Schedule I, II, or III Controlled Substance (35-48-4-2)	0	0	1	3
Dealing in a Schedule IV Controlled Substance (35-48-4-3)	0	0	0	0
Dealing in a Schedule V Controlled Substance (35-48-4-4)	0	0	0	1
Dealing in a Substance Represented to be a Controlled Substance (35-48-4-4.5)	0	0	0	0
Dealing in Cocaine or Narcotic Drug (35-48-4-1)	0	0	0	2
Dealing in Marijuana, Hash Oil, or Hashish (35-48-4-10)	0	0	0	1
Delivery of Weapon to Intoxicated Person (35-47-4-1)	0	0	0	0
Escape (35-44-3-5)	0	0	0	0
Escape/Failure to Return to Lawful Detention (35-44-3-5)	0	2	4	8
Interference with Custody (35-42-3-4)	0	0	0	0
Intimidation (35-45-2-1)	0	1	4	35
Knife with Automatic Blade (35-47-5-2)	0	0	0	3
Loan Sharking (35-45-7-2)	0	0	0	0
Maintaining a Common Nuisance (35-48-4-13)	0	0	0	0
Manufacture, Distribution, Possession of a Substance Represented to be a Controlled Substance (35-48-4-4.6)	0	0	0	0
Neglect of a Dependent (35-46-1-4)	0	0	0	0
Possession of a Controlled Substance (35-48-4-7)	0	3	3	14
Promoting Prostitution (35-45-4-4)	0	0	0	0
Purchase, Possession or Sale of Stun Gun (35-47-8-5)	0	0	0	0
Resisting Law Enforcement (35-44-3-3)	0	1	1	13
Rioting with a Deadly Weapon (35-45-1-2)	0	0	0	0
Sale, Possession, Use of Legend Drug (16-42-19-27)	0	0	0	0
Sexual Misconduct with a Minor (35-42-4-9)	0	0	0	0
Stalking (35-45-10-5)	0	0	0	0
Trafficking with an Inmate (35-44-3-9)	0	0	0	0
Use of Stun Gun in Commission of a Crime (35-47-8-5)	<u>0</u>	<u>0</u>	<u>0</u>	<u>0</u>
Sub-Total	0	7	13	85

THE NUMBER OF JUVENILES

LEVEL III	This Month		This Fiscal Year	
	<u>Female</u>	<u>Male</u>	<u>Female</u>	<u>Male</u>
Accident/Failure to Stop (9-26-1-8)	0	0	0	0
Accident, Property Damage with Injury (9-26-1-8)	0	0	0	1
Altering or Damaging Computer (35-43-1-4)	0	0	0	0
Auto Theft, Receiving Stolen Parts (35-43-4-2.5)	0	3	0	29
Battery (35-42-2-1)	2	12	19	82
Bribery (35-44-1-1)	0	0	0	0
Burglary (35-43-2-1)	1	11	7	99
Check Deception (35-43-5-5)	0	0	0	0
Check Fraud (35-43-5-12)	0	0	0	0
Child Exploitation (35-42-4-4)	0	0	0	0
Controlled Substance Registration (35-48-4-14)	0	0	0	0
Conversion (35-43-4-3)	0	0	7	15
Criminal Mischief (35-43-1-2)	0	1	5	35
Criminal Recklessness (35-42-2-2)	0	1	0	3
Criminal Trespass (35-43-2-2)	0	1	1	14
Dealing in Altered Property (35-43-4-2.3)	0	0	0	0
Dealing in Marijuana, Hash Oil, or Hashish (35-48-4-10)	0	0	0	1
Dealing in Paraphernalia (35-48-4-8.5)	0	0	0	0
Distribution of Material Harmful to Minor (35-49-3-3)	0	0	0	0
Escape/Failure to Return to Lawful Detention (35-44-3-5)	0	4	10	25
Failure to Appear (35-44-3-6)	0	0	0	0
False Reporting (35-44-2-2)	0	0	2	1
Forgery (35-43-5-2)	0	0	0	2
Fraud (35-43-5-4)	0	1	2	3
Fraud on Financial Institution (35-45-5-8)	0	0	0	0
Home Improvement Fraud (35-43-6-13)	0	0	0	0
Interference with Custody (35-42-3-4)	0	0	0	0
Interference with Reporting Crime (35-45-2-5)	0	0	0	1
Invasion of Privacy (35-46-1-15.1)	0	0	0	0
Manufacture of Paraphernalia (35-48-4-8.1)	0	0	0	0
Nonsupport of Child (35-46-1-5)	0	0	0	0
Nonsupport of Spouse (35-46-1-6)	0	0	0	0
Obscene Performance (35-49-3-1)	0	0	0	0
Obstructing Fireman (35-44-3-8)	0	0	0	0
Obstructing Traffic (35-42-2-4)	0	0	0	0
Obstruction of Justice (35-44-3-4)	0	0	0	0
Operating Vehicle After Lifetime Forfeiture (9-30-10-17)	0	0	0	0
Operating Vehicle While Intoxicated (9-30-5-4)	0	0	0	0
Operating Vehicle While Intoxicated with Prior (9-30-5-3)	0	0	0	0

LEVEL III (Cont.)**THE NUMBER OF JUVENILES**

	This Month		This Fiscal Year	
	<u>Female</u>	<u>Male</u>	<u>Female</u>	<u>Male</u>
Patronizing a Prostitute (35-45-4-3)	0	0	0	0
Perjury (35-44-2-1)	0	0	0	0
Possession of Cocaine or Narcotic Drug (35-48-4-6)	0	0	1	9
Possession of Marijuana, Hash Oil, or Hashish (35-48-4-11)	0	0	0	1
Possession of Paraphernalia (35-48-4-8.3)	1	0	1	0
Professional Gambling (35-45-5-3)	0	0	0	0
Profiting from Adoption (35-46-1-9)	0	0	0	0
Promoting Professional Gambling (35-45-5-4)	0	0	0	0
Promoting Prostitution (35-45-4-4)	0	0	0	0
Prostitution (35-45-4-2)	0	0	0	0
Public Indecency (35-45-4-1)	0	0	0	1
Receiving Stolen Property (35-43-4-2)	0	3	0	23
Residential Entry (35-43-2-1.5)	1	1	1	5
Resisting Law Enforcement (35-44-3-3)	0	6	7	26
Rioting (35-45-1-2)	0	0	0	0
Sale, Possession, Use of Legend Drug (16-42-19-27)	0	0	0	1
Selling, Distributing, Exhibiting Obscene Material (35-49-3-1)	0	0	0	0
Stalking (35-45-10-5)	0	0	0	0
Theft (35-43-4-2)	3	5	26	126
Trafficking with an Inmate (35-44-3-9)	0	0	0	0
Unauthorized Possession of Prescription Form (35-48-4-14)	0	0	2	0
Voyeurism (35-45-4-5)	0	0	0	0
Welfare Fraud (35-43-5-7)	<u>0</u>	<u>0</u>	<u>0</u>	<u>0</u>
Sub-Total	8	49	91	503

LEVEL IV

Accident/Failure to Stop (9-26-1-8)	0	0	0	0
Assisting a Criminal (35-44-3-2)	0	0	0	0
Check Deception (35-43-5-5)	0	0	0	0
Common Nuisance, Legend Drug (16-42-19-27)	0	0	0	0
Common Nuisance, Visiting a Building (35-48-4-13)	0	0	1	2
Computer Trespassing (35-43-2-3)	0	0	0	0
Counterfeiting a Driver's License (9-24-18-7)	0	0	0	0
Counterfeiting Auto Registration (9-18-2-42)	0	0	0	0
Curfew Violation (31-37-2-5)	0	0	0	0
Deception (35-43-5-3)	0	0	0	0
Disorderly Conduct (35-45-1-3)	0	3	6	8
Dissemination of Material Harmful to Minor (35-49-3-3)	0	0	0	0
Driving with Suspended License (9-24-19-2)	0	0	0	0
Failure to Appear (35-44-3-6)	0	0	0	0
Failure to Disclose Recruitment (35-46-4-4)	0	0	0	0
Failure to Respond to Summons (35-44-3-6.5)	0	0	0	0
False Auto Registration (9-18-2-44)	0	0	0	0
False Informing (35-44-2-2)	0	1	3	4
Flag Desecration (35-45-1-4)	0	0	0	0

LEVEL IV (Cont.)

THE NUMBER OF JUVENILES

	This Month		This Fiscal Year	
	<u>Female</u>	<u>Male</u>	<u>Female</u>	<u>Male</u>
Glue Sniffing (35-46-6-2)	0	0	0	0
Habitual Disobedience of Parent, Guardian, or Custodian (Incorrigible) (31-37-2-4)	0	0	3	2
Harassment (35-45-2-2)	0	0	0	0
Home Improvement Fraud (35-43-6-12)	0	0	0	0
Illegal Consumption of Alcohol (7.1-5-7-7)	0	0	1	1
Illegal Possession of Alcohol (7.1-5-7-7)	0	0	0	1
Impairment of ID Number (35-43-7-4)	0	0	0	0
Interference with Custody (35-42-3-4)	0	0	0	0
Interfering with Law Enforcement Animal (35-46-3-11)	0	0	0	0
Invasion of Privacy (35-46-1-15.1)	0	0	0	0
Leaving Home w/o Permission of Parent, Guardian or Custodian (Runaway) (31-37-2-2)	1	0	4	3
Nitrous Oxide Distribution (35-46-6-3)	0	0	0	0
Obscene Performance (35-49-3-1)	0	0	0	0
Obstructing Medical Emergency (35-44-3-8.5)	0	0	0	0
Obstructing Traffic (35-42-2-4)	0	0	0	0
Operating Vehicle While Intoxicated (9-30-5-2)	0	0	2	4
Operating Vehicle While Intoxicated/Cntrl'd Sub (9-30-5-1)	0	0	0	0
Operating Vehicle w/o License (9-24-18-1)	0	1	2	3
Operating Vehicle w/o Proof of Financial (9-25-8-2)	0	0	0	0
Operating Vehicle w/o Registration/Plates (9-18-2-43)	0	0	0	0
Possession of Marijuana,Hash Oil, or Hashish (35-48-4-11)	0	4	5	33
Possession of Paraphernalia (35-48-4-8.3)	0	0	0	0
Possession of Substance Represented to be a Controlled Substance (35-48-4-4.6)	0	0	0	0
Possession, Purchase, Accepting Tobacco (35-46-1-10.5)	0	0	0	0
Probation Violation	0	0	1	0
Public Intoxication (7.1-5-1-3)	0	0	3	5
Receiving Unidentified Property (35-43-7-5)	0	0	0	0
Reckless Driving (9-21-8-52)	0	0	0	0
Refusal to Aid Officer (35-44-3-7)	0	0	0	0
Selling, Distributing, Exhibiting Obscene Material (35-49-3-1)	0	0	0	0
Torture, Kill, Mutilate an Animal (35-46-3-12)	0	0	0	0
Unauthorized Possession of Prescription (35-48-4-14)	0	0	0	0
Unlawful Entry of Motor Vehicle (35-43-4-2.7)	0	0	0	3
Unlawful Gambling (35-45-5-2)	0	0	0	0
Vending Machine Vandalism (35-43-4-7)	0	0	0	0
Violation of Compulsory School Attendance Law (Truancy) (31-37-2-3)	0	1	8	17
Violation Home Detention	0	0	0	0
Violation Suspended Commitment to DOC	0	0	2	0
Voyeurism (35-45-4-5)	0	0	0	1
Welfare Fraud (35-45-5-7)	0	0	0	0
NO SENTENCE DATA	<u>0</u>	<u>0</u>	<u>0</u>	<u>3</u>
Sub-Total	1	10	41	90
GRAND TOTAL NUMBER OF JUVENILES	10	79	161	853

Source: SAS - mnthadm4.mso

**Indiana Department of Correction
Table 16**

Juvenile Female New Commitments

Indianapolis Juvenile Correctional Facility

<u>Month</u>	<u>2003</u>	<u>2004</u>	<u>2005</u>	<u>2006</u>	<u>2007</u>	<u>2008</u>
January	24	23	16	22	21	11
February	33	20	12	12	14	6
March	34	27	19	12	13	6
April	35	17	16	12	19	15
May	19	27	15	23	13	9
June	35	30	20	11	15	10
July	32	16	11	18	15	
August	23	16	18	5	21	
September	21	15	19	17	20	
October	26	21	17	17	18	
November	25	10	19	12	21	
December	<u>26</u>	<u>16</u>	<u>9</u>	<u>14</u>	<u>9</u>	
TOTALS	333	238	191	175	199	57

Source:
SAS - mnthadm4.pgm

Indiana Department of Correction

Graph G

Average Daily Juvenile Female Offender Populations
Fiscal Year 2008



Indiana Department of Correction

Table 17

Juvenile Male New Commitments

Logansport Juvenile Intake/Diagnostic Facility

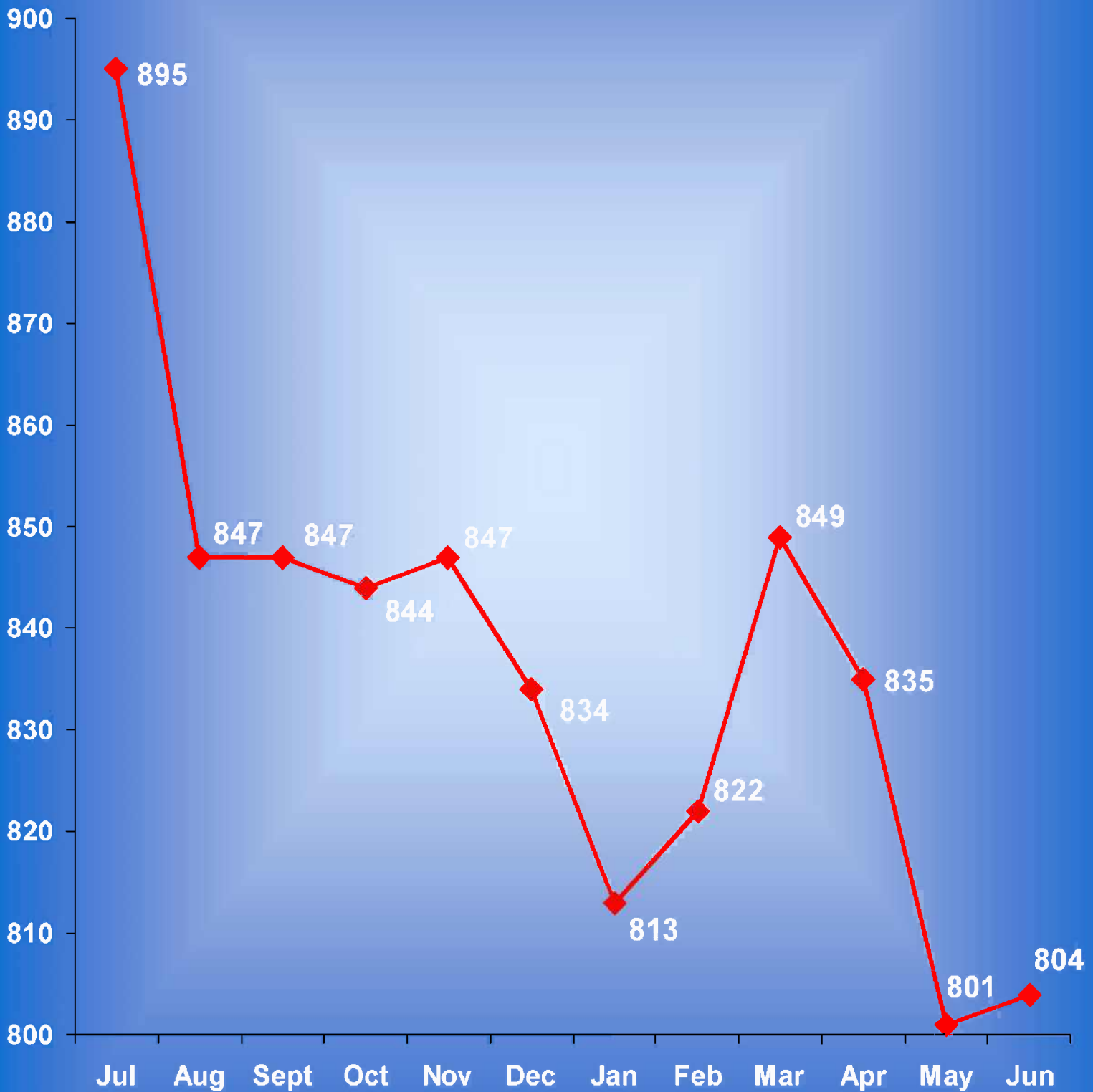
<u>Month</u>	<u>2003</u>	<u>2004</u>	<u>2005</u>	<u>2006</u>	<u>2007</u>	<u>2008</u>
January	123	71	61	49	78	58
February	134	106	67	66	71	85
March	120	116	69	81	94	81
April	121	91	76	69	71	66
May	86	88	65	93	86	65
June	95	72	83	68	83	79
July	112	69	55	59	55	
August	87	82	80	88	76	
September	83	113	77	71	69	
October	85	61	55	81	80	
November	81	63	82	85	76	
December	<u>110</u>	<u>97</u>	<u>72</u>	<u>69</u>	<u>63</u>	
TOTALS	1,237	1,029	842	879	902	434

Source:
SAS - mnthadm4.pgm

Indiana Department of Correction

Graph H

Average Daily Juvenile Male Offender Populations
Fiscal Year 2008



**Indiana Department of Correction
Indiana Government Center South, Room E334
302 W. Washington Street
Indianapolis, IN 46204**

**Prepared by:
Aaron Garner, Research Analyst
(317) 234-4417
agarner@idoc.in.gov**

This report and previous reports may be found at:

<http://www.in.gov/idoc/2376.htm>



The mission of the Indiana Department of Correction is to empower the agency's staff of correctional professionals to increase public safety and reduce recidivism through successful reentry programs that allow offenders the opportunity to positively contribute to Indiana communities.

